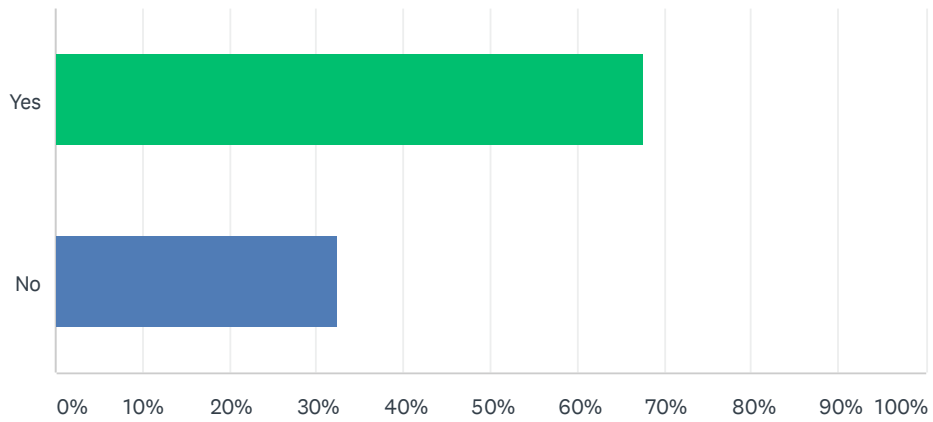


Do you believe your current learning model is equitably meeting the needs of all students?

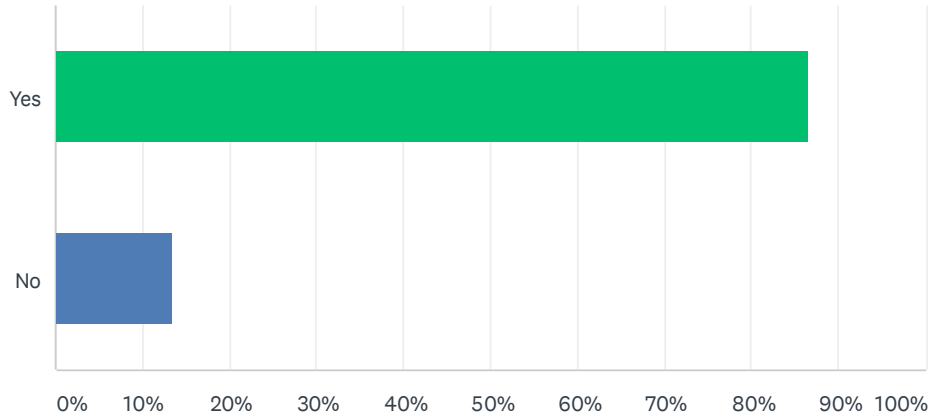
Answered: 357 Skipped: 10



ANSWER CHOICES	RESPONSES	
Yes	67.51%	241
No	32.49%	116
TOTAL		357

Based on the current prevalence of COVID in your community and public health guidelines, do you think all staff should be mandated to wear masks?

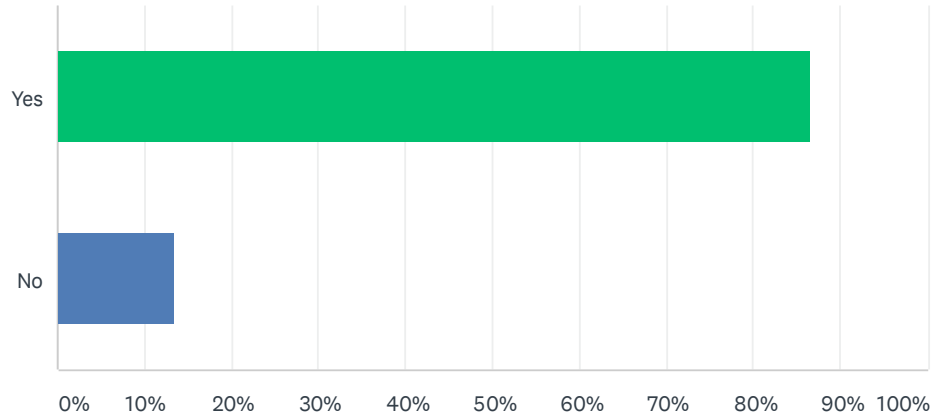
Answered: 359 Skipped: 8



ANSWER CHOICES	RESPONSES	
Yes	86.63%	311
No	13.37%	48
TOTAL		359

Based on the current prevalence of COVID in your community and public health guidelines, do you think all students should be mandated to wear masks?

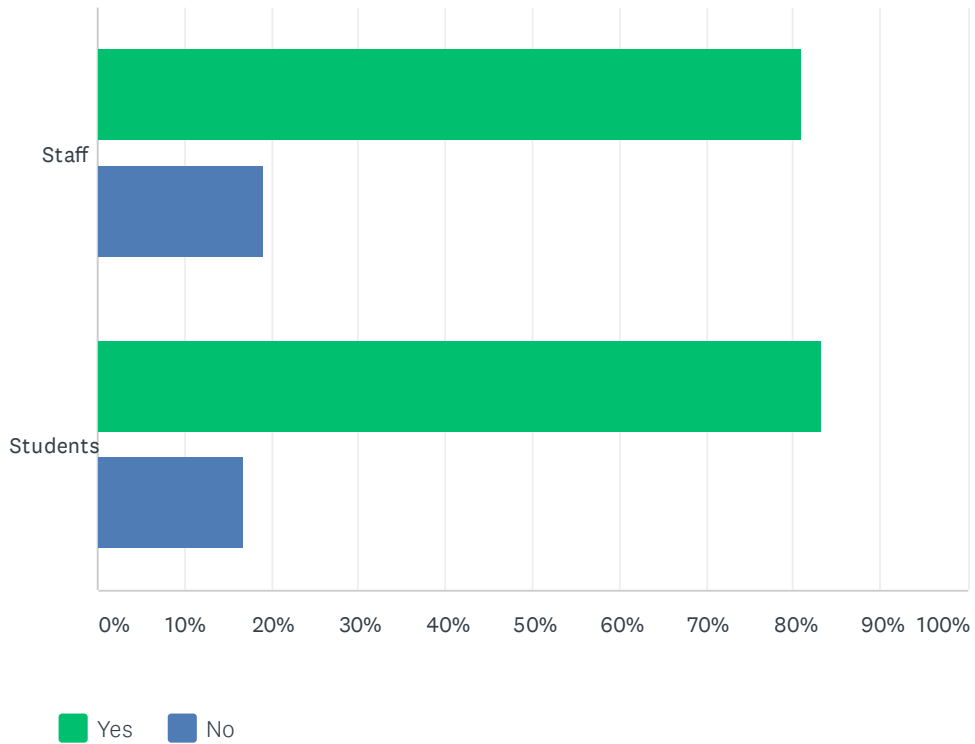
Answered: 359 Skipped: 8



ANSWER CHOICES	RESPONSES	
Yes	86.63%	311
No	13.37%	48
TOTAL		359

Do you feel your district provided enough PPE to protect:

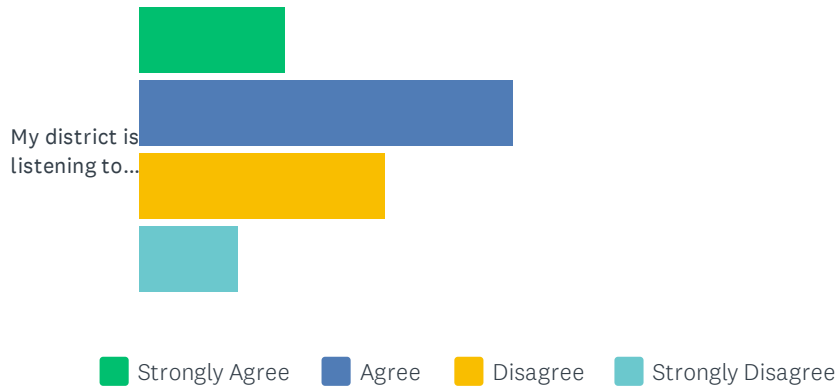
Answered: 358 Skipped: 9



	YES	NO	TOTAL	WEIGHTED AVERAGE
Staff	81.02% 286	18.98% 67	353	1.19
Students	83.33% 295	16.67% 59	354	1.17

Please rank how you feel regarding the following statements:

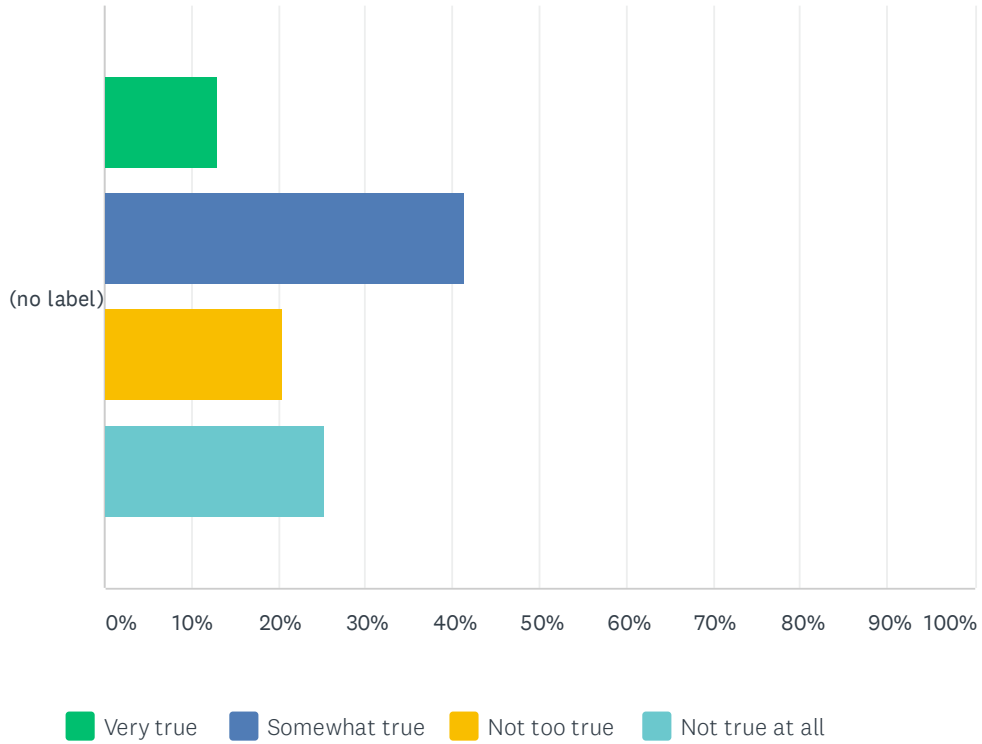
Answered: 348 Skipped: 19



	STRONGLY AGREE	AGREE	DISAGREE	STRONGLY DISAGREE	TOTAL	WEIGHTED AVERAGE
My district is listening to educator input as it relates to COVID-19	16.95% 59	43.10% 150	28.45% 99	11.49% 40	348	2.34

I have enough plan time to prepare for my teaching workload.

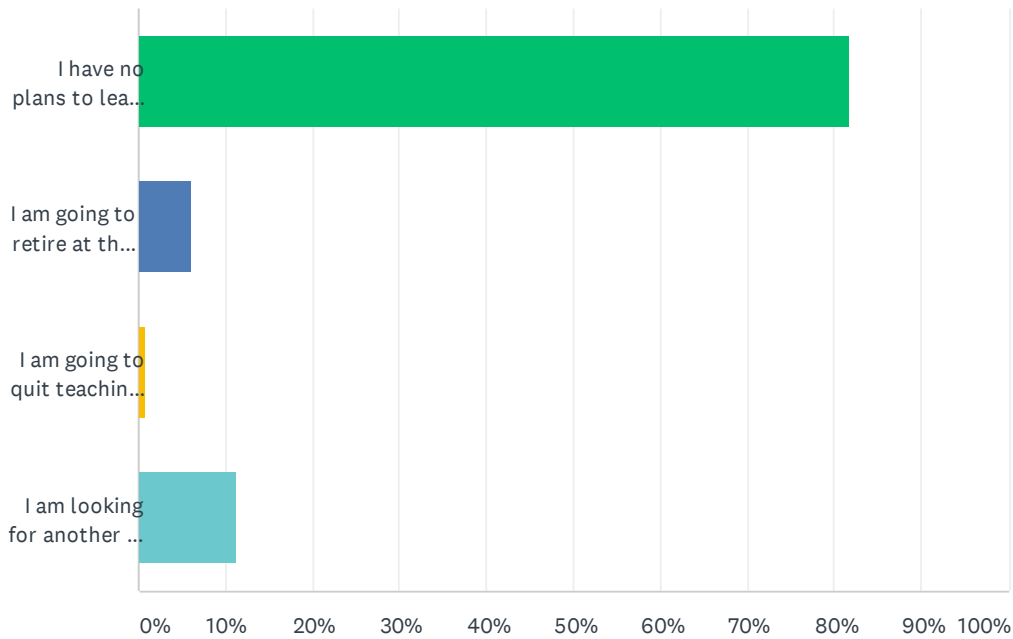
Answered: 341 Skipped: 26



	VERY TRUE	SOMEWHAT TRUE	NOT TOO TRUE	NOT TRUE AT ALL	TOTAL	WEIGHTED AVERAGE
(no label)	12.90% 44	41.35% 141	20.53% 70	25.22% 86	341	2.58

How has the COVID pandemic affected your long-term professional planning?

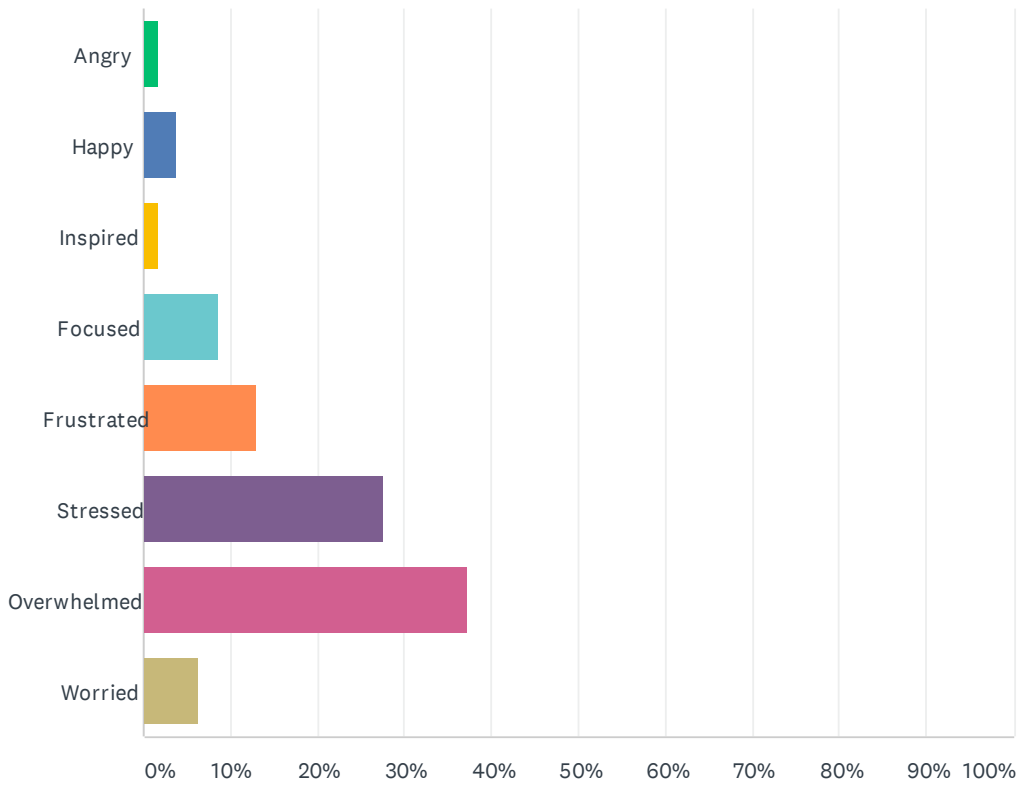
Answered: 334 Skipped: 33



ANSWER CHOICES	RESPONSES	
I have no plans to leave the classroom in the next 5 years.	81.74%	273
I am going to retire at the end of this school year	5.99%	20
I am going to quit teaching at the end of this school year	0.90%	3
I am looking for another job and will leave teaching as soon as I find one	11.38%	38
TOTAL		334

What is ONE word you would use to describe your predominant feeling about teaching right now?

Answered: 347 Skipped: 20



ANSWER CHOICES	RESPONSES
Angry	1.73% 6
Happy	3.75% 13
Inspired	1.73% 6
Focused	8.65% 30
Frustrated	12.97% 45
Stressed	27.67% 96
Overwhelmed	37.18% 129
Worried	6.34% 22
TOTAL	347