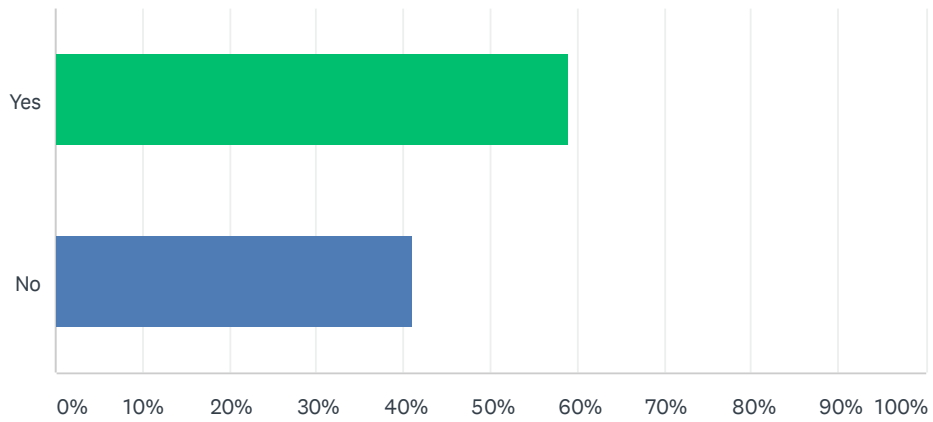


Do you believe your current learning model is equitably meeting the needs of all students?

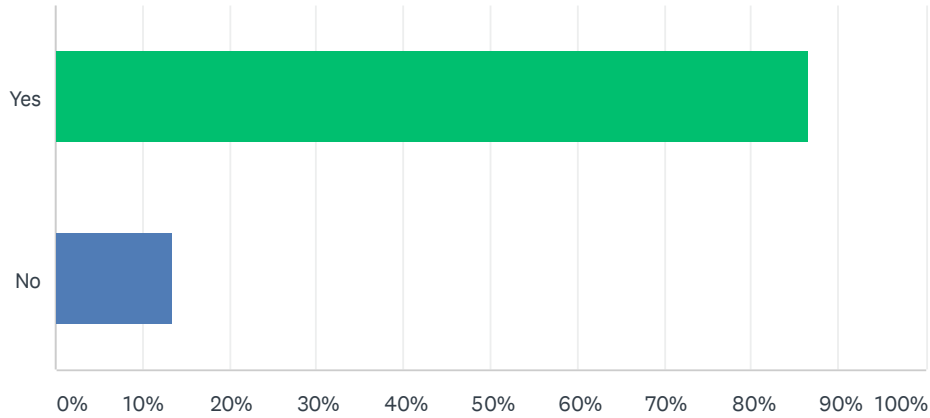
Answered: 342 Skipped: 4



ANSWER CHOICES		RESPONSES	
Yes		59.06%	202
No		40.94%	140
TOTAL			342

Based on the current prevalence of COVID in your community and public health guidelines, do you think all staff should be mandated to wear masks?

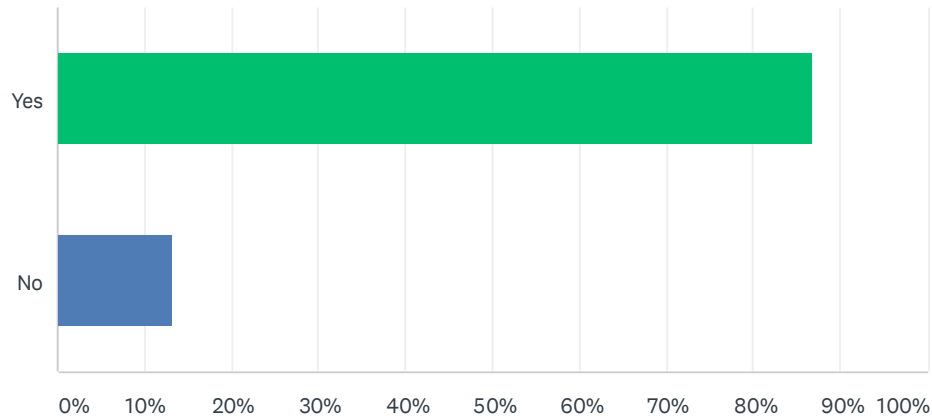
Answered: 342 Skipped: 4



ANSWER CHOICES	RESPONSES	
Yes	86.55%	296
No	13.45%	46
TOTAL		342

Based on the current prevalence of COVID in your community and public health guidelines, do you think all students should be mandated to wear masks?

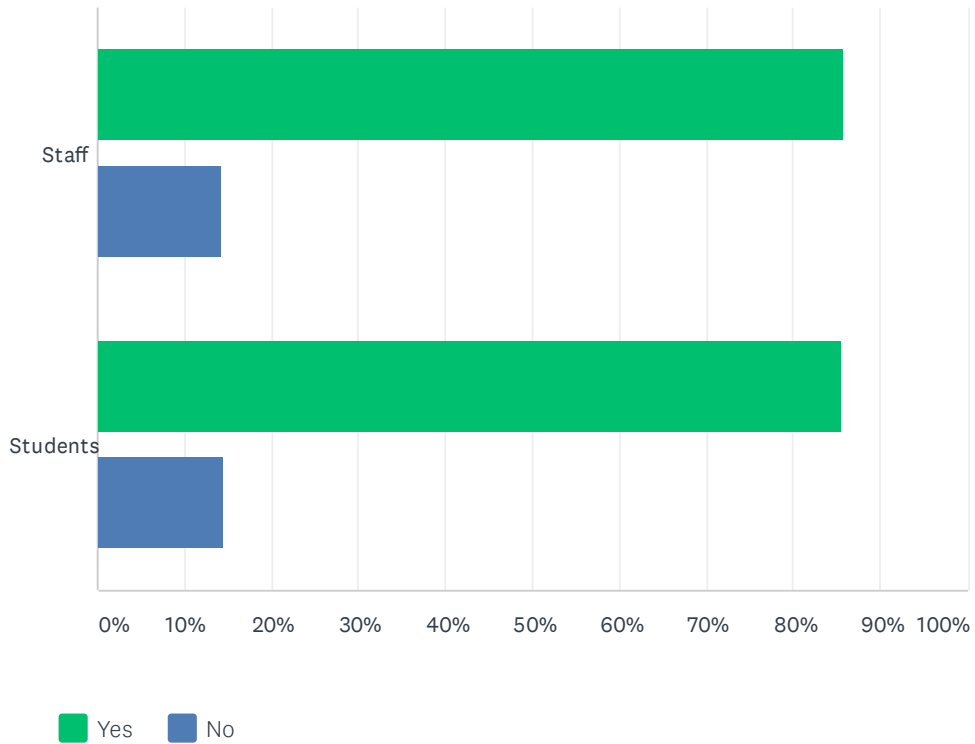
Answered: 342 Skipped: 4



ANSWER CHOICES	RESPONSES	
Yes	86.84%	297
No	13.16%	45
TOTAL		342

Do you feel your district provided enough PPE to protect:

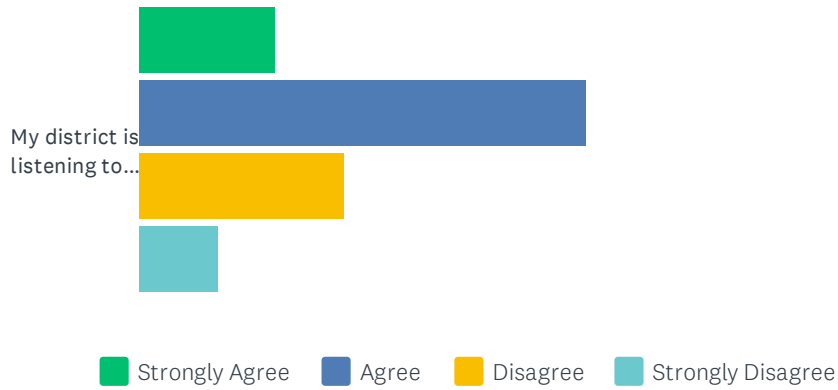
Answered: 335 Skipped: 11



	YES	NO	TOTAL	WEIGHTED AVERAGE
Staff	85.76% 283	14.24% 47	330	1.14
Students	85.59% 285	14.41% 48	333	1.14

Please rank how you feel regarding the following statements:

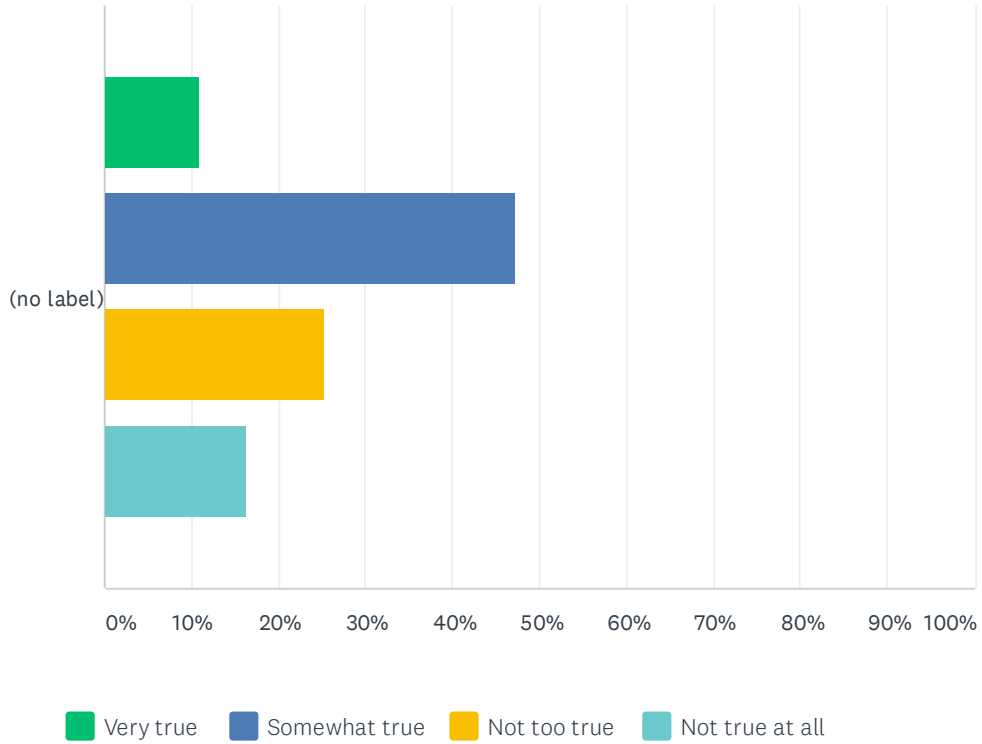
Answered: 327 Skipped: 19



	STRONGLY AGREE	AGREE	DISAGREE	STRONGLY DISAGREE	TOTAL	WEIGHTED AVERAGE
My district is listening to educator input as it relates to COVID-19	15.64% 51	51.53% 168	23.62% 77	9.20% 30	326	2.26

I have enough plan time to prepare for my teaching workload.

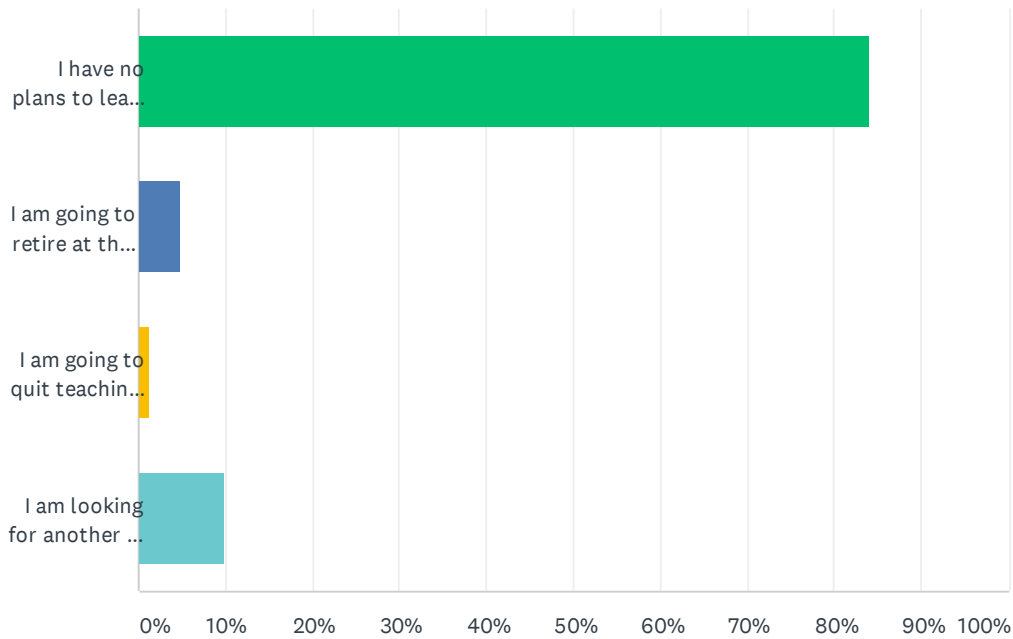
Answered: 319 Skipped: 27



	VERY TRUE	SOMEWHAT TRUE	NOT TOO TRUE	NOT TRUE AT ALL	TOTAL	WEIGHTED AVERAGE
(no label)	10.97% 35	47.34% 151	25.39% 81	16.30% 52	319	2.47

How has the COVID pandemic affected your long-term professional planning?

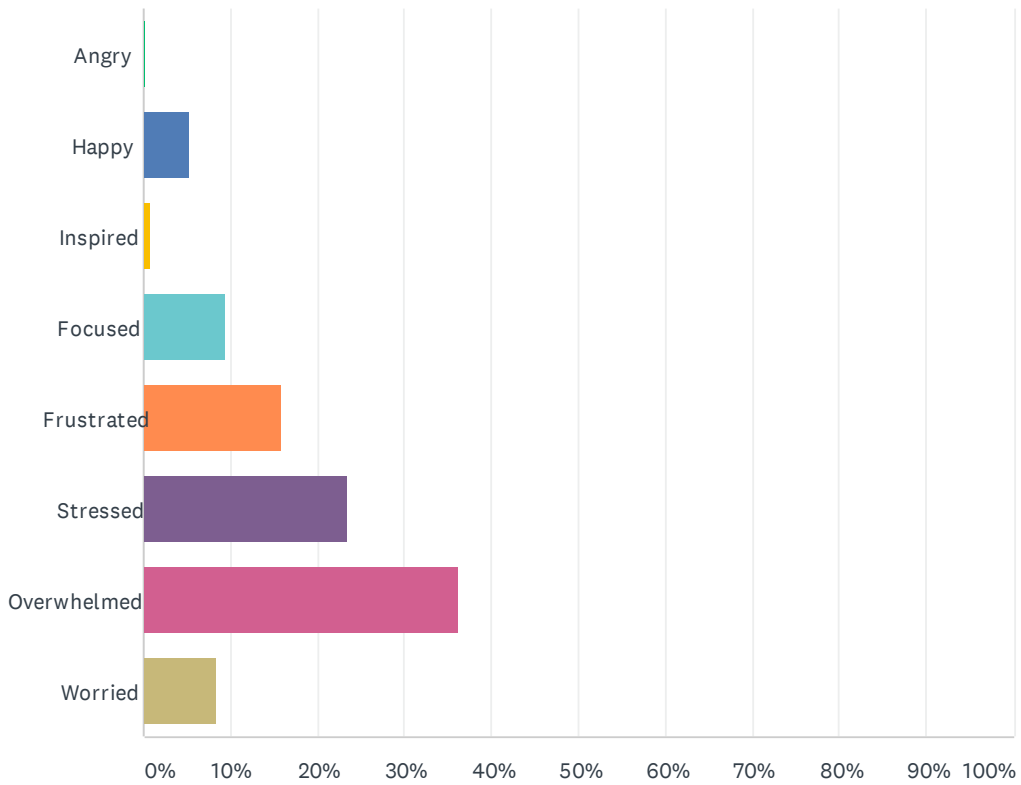
Answered: 307 Skipped: 39



ANSWER CHOICES	RESPONSES	
I have no plans to leave the classroom in the next 5 years.	84.04%	258
I am going to retire at the end of this school year	4.89%	15
I am going to quit teaching at the end of this school year	1.30%	4
I am looking for another job and will leave teaching as soon as I find one	9.77%	30
TOTAL		307

What is ONE word you would use to describe your predominant feeling about teaching right now?

Answered: 320 Skipped: 26



ANSWER CHOICES	RESPONSES
Angry	0.31% 1
Happy	5.31% 17
Inspired	0.94% 3
Focused	9.38% 30
Frustrated	15.94% 51
Stressed	23.44% 75
Overwhelmed	36.25% 116
Worried	8.44% 27
TOTAL	320