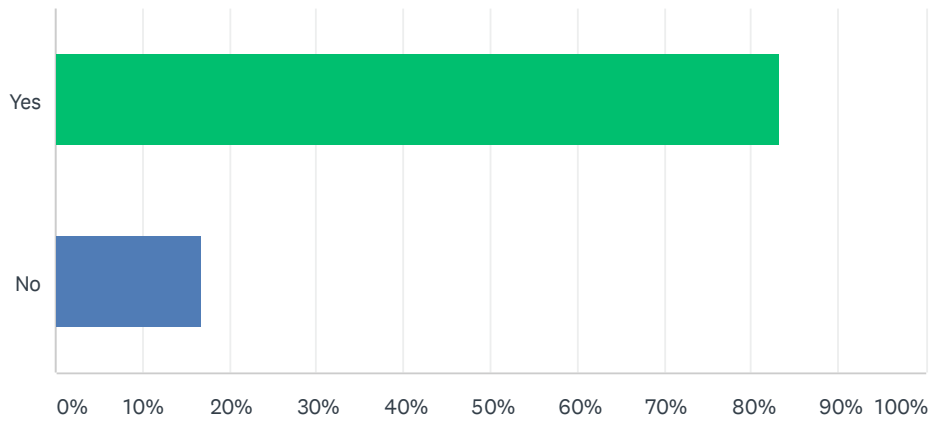


Do you believe your current learning model is equitably meeting the needs of all students?

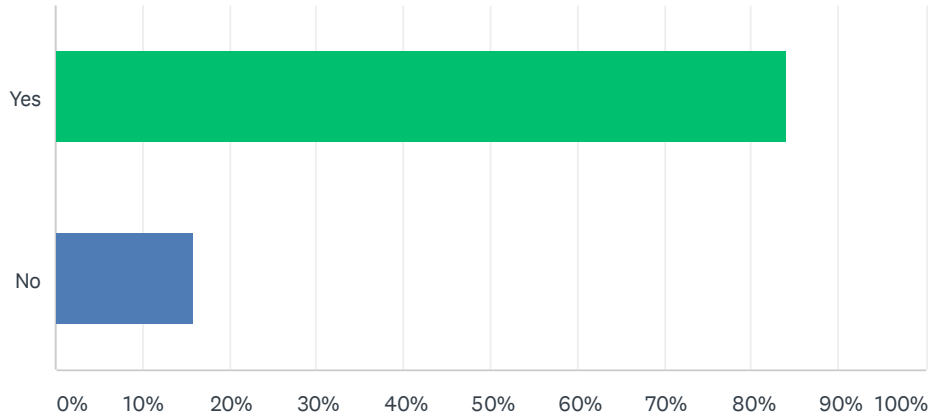
Answered: 340 Skipped: 5



ANSWER CHOICES	RESPONSES	
Yes	83.24%	283
No	16.76%	57
TOTAL		340

Based on the current prevalence of COVID in your community and public health guidelines, do you think all staff should be mandated to wear masks?

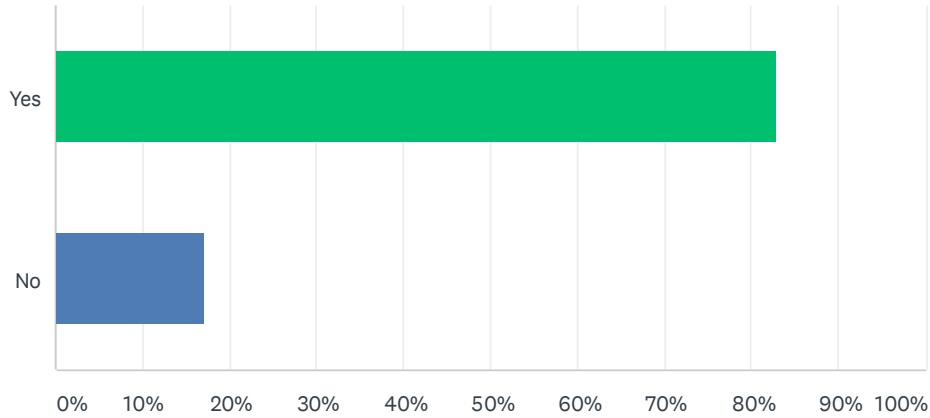
Answered: 340 Skipped: 5



ANSWER CHOICES	RESPONSES	
Yes	84.12%	286
No	15.88%	54
TOTAL		340

Based on the current prevalence of COVID in your community and public health guidelines, do you think all students should be mandated to wear masks?

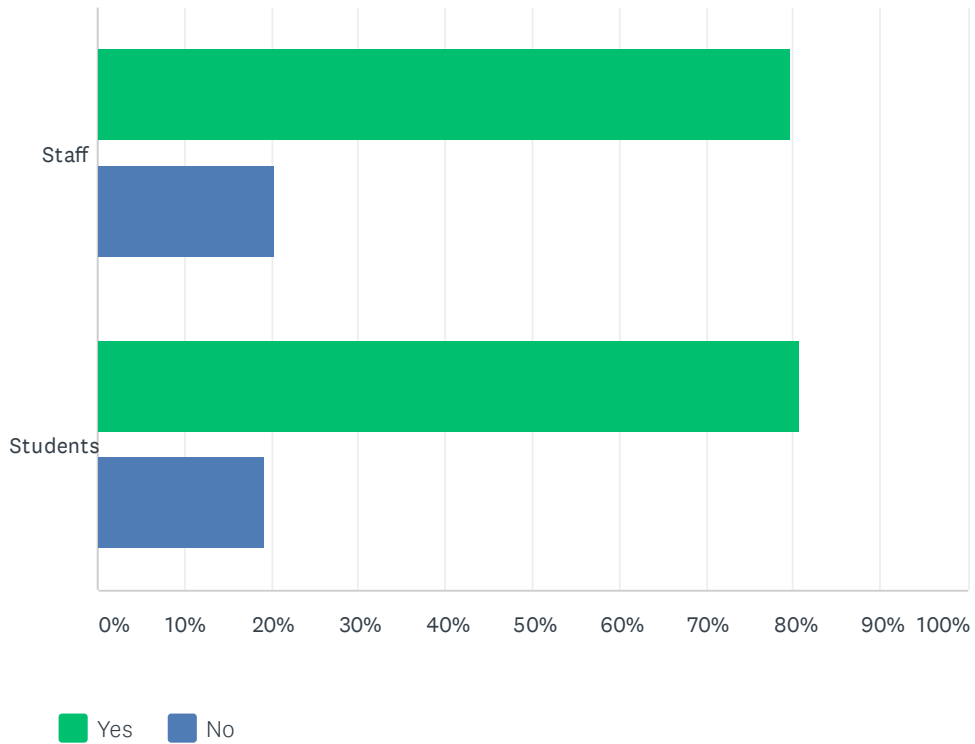
Answered: 340 Skipped: 5



ANSWER CHOICES	RESPONSES	
Yes	82.94%	282
No	17.06%	58
TOTAL		340

Do you feel your district provided enough PPE to protect:

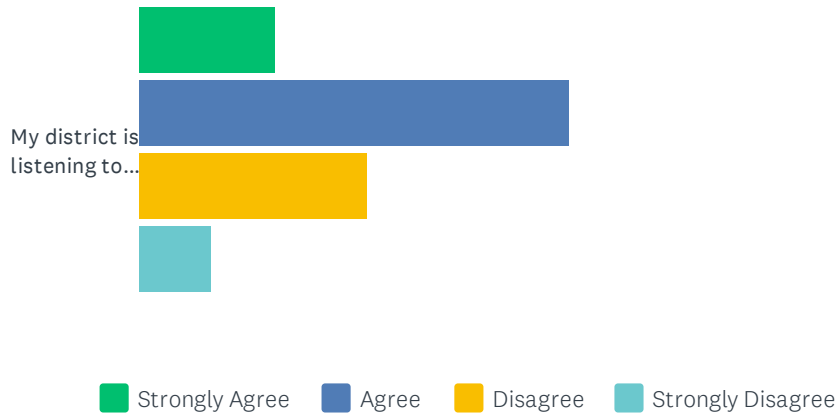
Answered: 333 Skipped: 12



	YES	NO	TOTAL	WEIGHTED AVERAGE
Staff	79.75% 256	20.25% 65	321	1.20
Students	80.85% 266	19.15% 63	329	1.19

Please rank how you feel regarding the following statements:

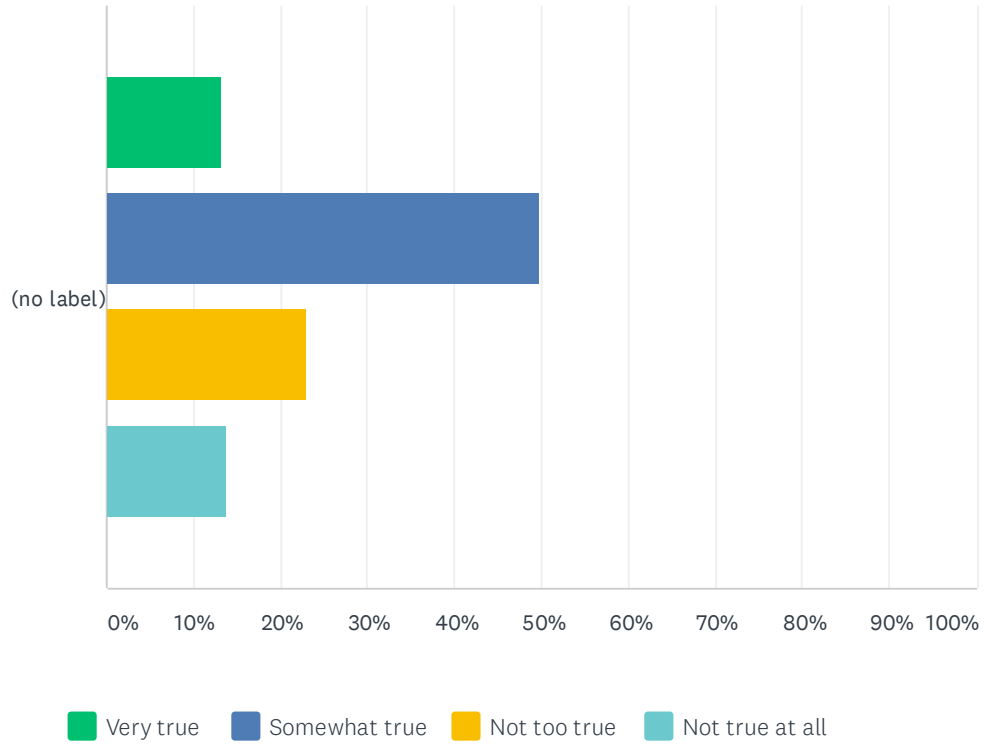
Answered: 325 Skipped: 20



	STRONGLY AGREE	AGREE	DISAGREE	STRONGLY DISAGREE	TOTAL	WEIGHTED AVERAGE
My district is listening to educator input as it relates to COVID-19	15.79% 51	49.54% 160	26.32% 85	8.36% 27	323	2.27

I have enough plan time to prepare for my teaching workload.

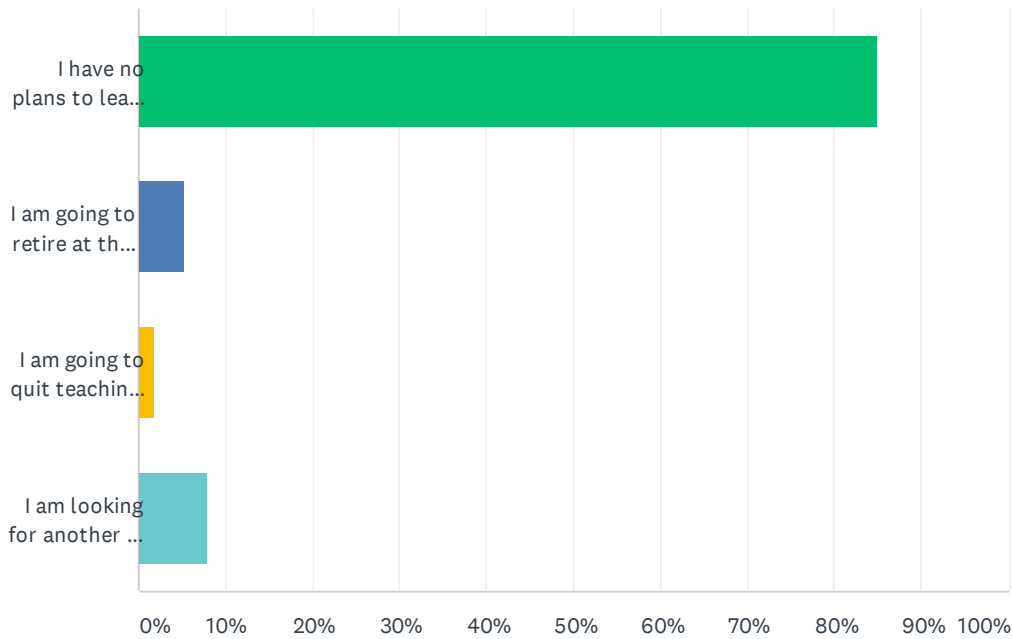
Answered: 317 Skipped: 28



	VERY TRUE	SOMEWHAT TRUE	NOT TOO TRUE	NOT TRUE AT ALL	TOTAL	WEIGHTED AVERAGE
(no label)	13.25% 42	49.84% 158	23.03% 73	13.88% 44	317	2.38

How has the COVID pandemic affected your long-term professional planning?

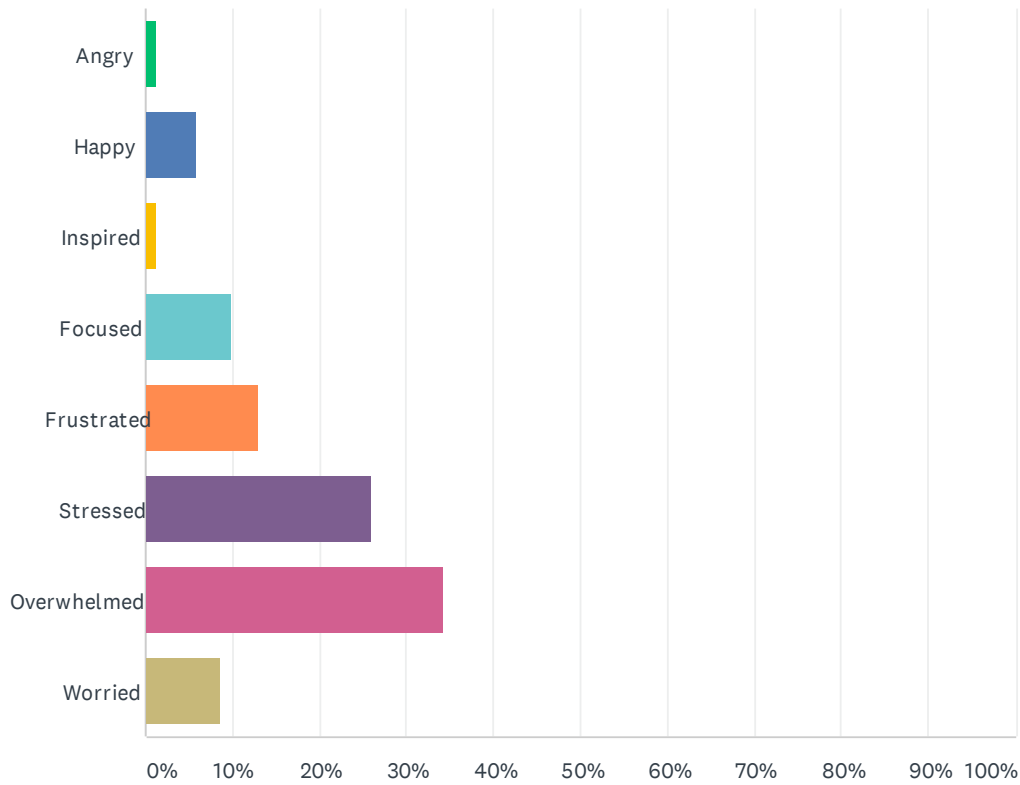
Answered: 312 Skipped: 33



ANSWER CHOICES	RESPONSES	
I have no plans to leave the classroom in the next 5 years.	84.94%	265
I am going to retire at the end of this school year	5.13%	16
I am going to quit teaching at the end of this school year	1.92%	6
I am looking for another job and will leave teaching as soon as I find one	8.01%	25
TOTAL		312

What is ONE word you would use to describe your predominant feeling about teaching right now?

Answered: 324 Skipped: 21



ANSWER CHOICES	RESPONSES
Angry	1.23% 4
Happy	5.86% 19
Inspired	1.23% 4
Focused	9.88% 32
Frustrated	12.96% 42
Stressed	25.93% 84
Overwhelmed	34.26% 111
Worried	8.64% 28
TOTAL	324