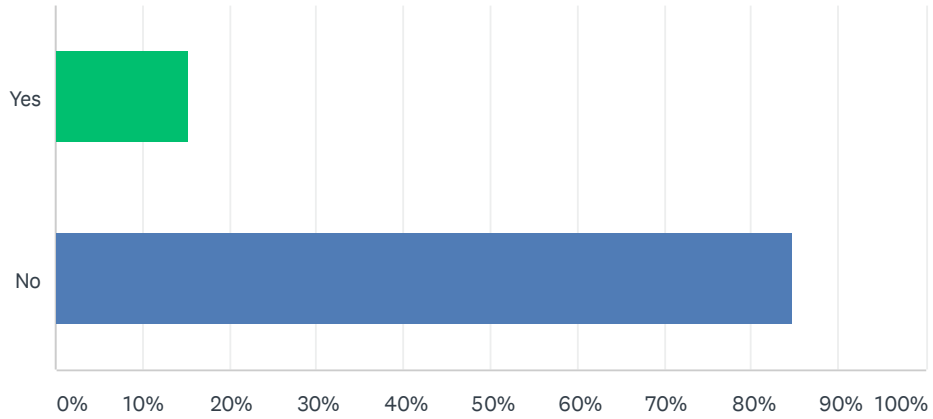


Do you believe your current learning model is equitably meeting the needs of all students?

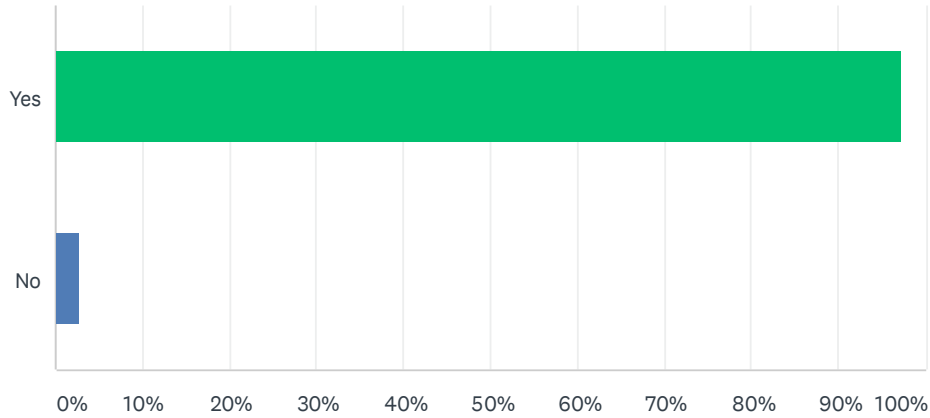
Answered: 433 Skipped: 6



| ANSWER CHOICES | RESPONSES | |
|----------------|-----------|-----|
| Yes | 15.24% | 66 |
| No | 84.76% | 367 |
| TOTAL | | 433 |

Based on the current prevalence of COVID in your community and public health guidelines, do you think all staff should be mandated to wear masks?

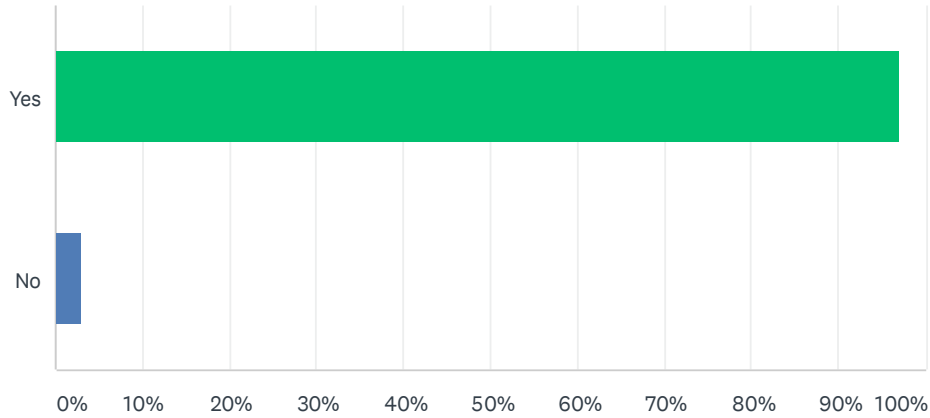
Answered: 434 Skipped: 5



| ANSWER CHOICES | RESPONSES | |
|----------------|-----------|-----|
| Yes | 97.24% | 422 |
| No | 2.76% | 12 |
| TOTAL | | 434 |

Based on the current prevalence of COVID in your community and public health guidelines, do you think all students should be mandated to wear masks?

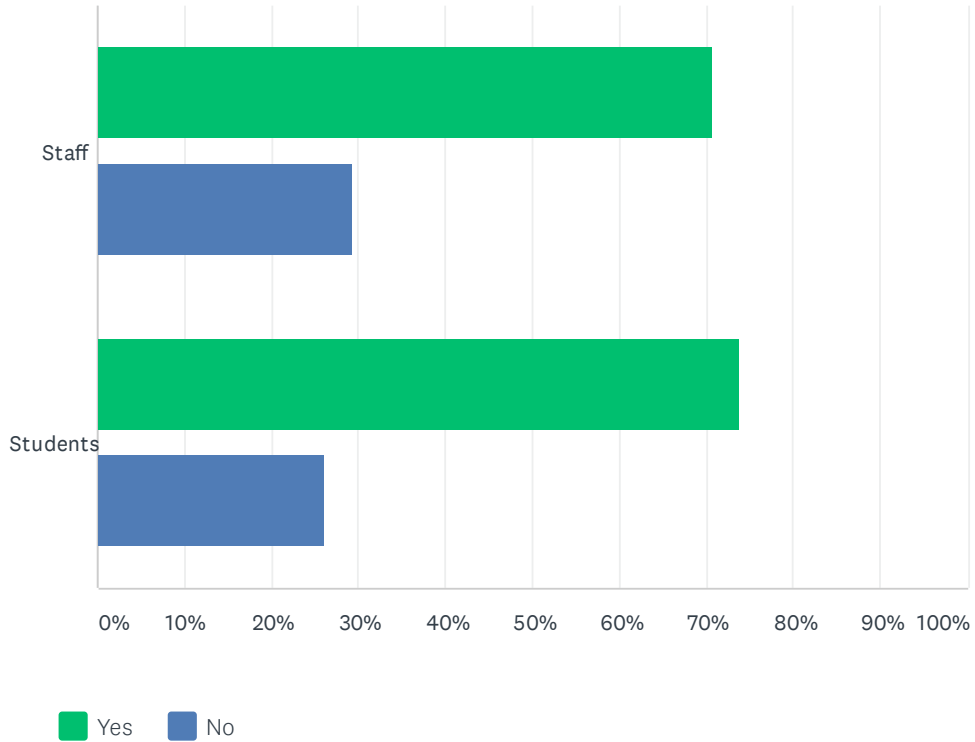
Answered: 435 Skipped: 4



| ANSWER CHOICES | RESPONSES | |
|----------------|-----------|-----|
| Yes | 97.01% | 422 |
| No | 2.99% | 13 |
| TOTAL | | 435 |

Do you feel your district provided enough PPE to protect:

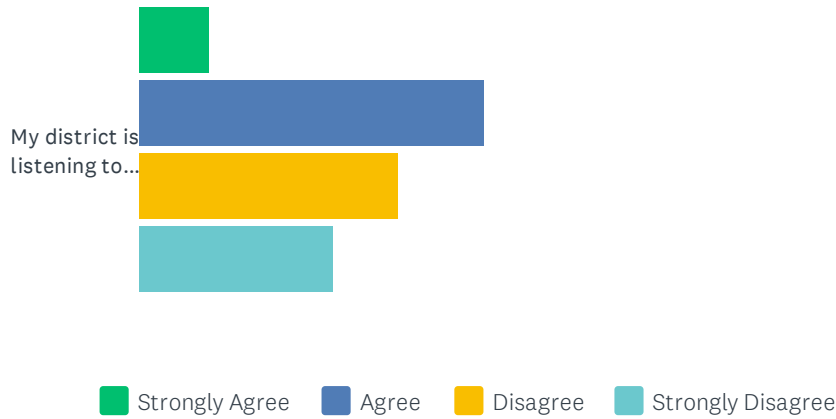
Answered: 431 Skipped: 8



| | YES | NO | TOTAL | WEIGHTED AVERAGE |
|----------|---------------|---------------|-------|------------------|
| Staff | 70.81% 296 | 29.19% 122 | 418 | 1.29 |
| Students | 73.95% 318 | 26.05% 112 | 430 | 1.26 |

Please rank how you feel regarding the following statements:

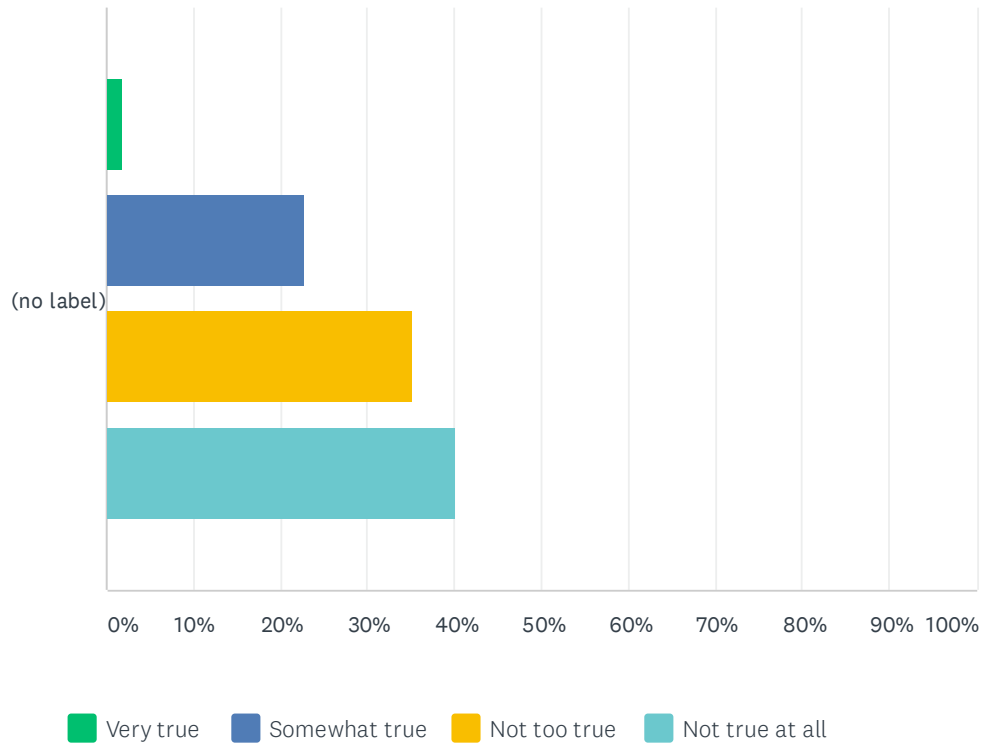
Answered: 423 Skipped: 16



| | STRONGLY AGREE | AGREE | DISAGREE | STRONGLY DISAGREE | TOTAL | WEIGHTED AVERAGE |
|--|-----------------------|---------------|-----------------|--------------------------|--------------|-------------------------|
| My district is listening to educator input as it relates to COVID-19 | 8.08% 34 | 39.67% 167 | 29.93% 126 | 22.33% 94 | 421 | 2.67 |

I have enough plan time to prepare for my teaching workload.

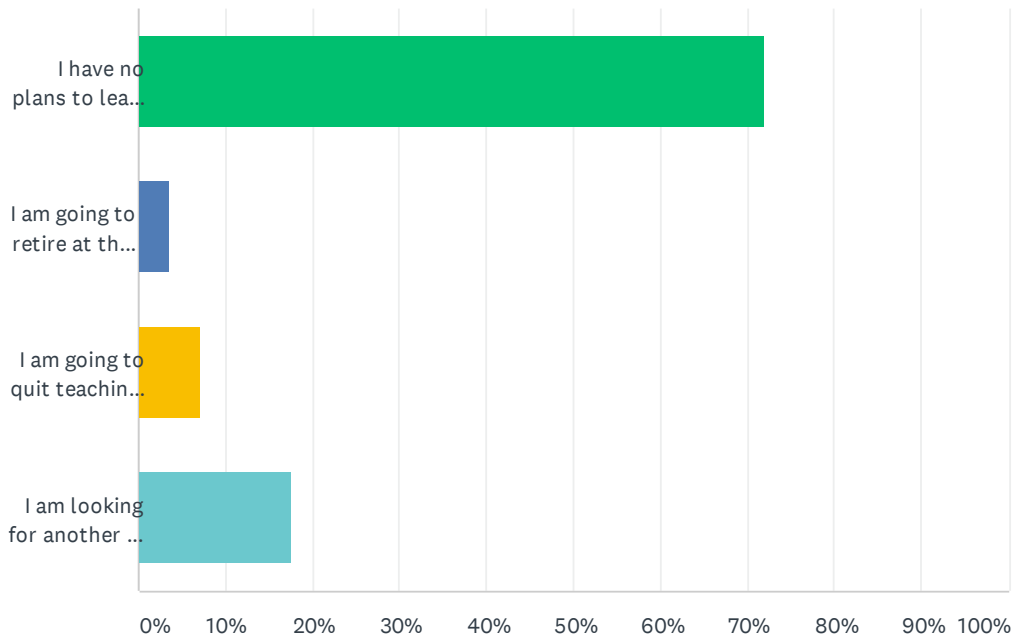
Answered: 413 Skipped: 26



| | VERY TRUE | SOMEWHAT TRUE | NOT TOO TRUE | NOT TRUE AT ALL | TOTAL | WEIGHTED AVERAGE |
|------------|------------|---------------|---------------|-----------------|-------|------------------|
| (no label) | 1.94% 8 | 22.76% 94 | 35.11% 145 | 40.19% 166 | 413 | 3.14 |

How has the COVID pandemic affected your long-term professional planning?

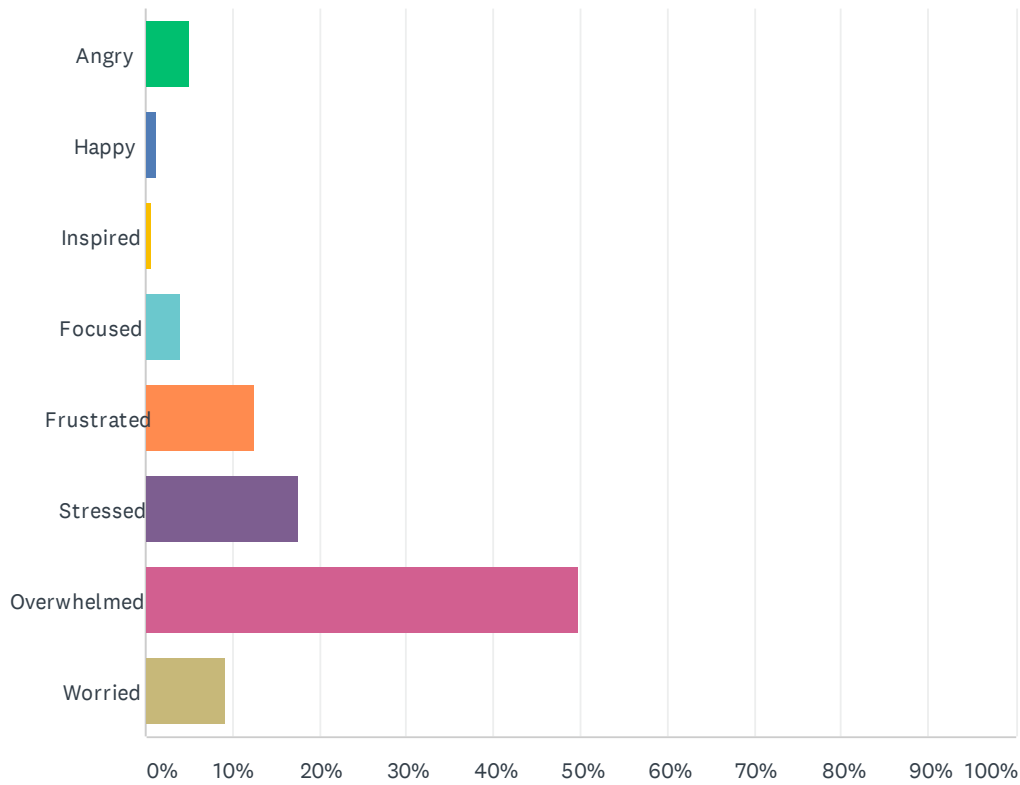
Answered: 399 Skipped: 40



| ANSWER CHOICES | RESPONSES | |
|--|-----------|------------|
| I have no plans to leave the classroom in the next 5 years. | 71.93% | 287 |
| I am going to retire at the end of this school year | 3.51% | 14 |
| I am going to quit teaching at the end of this school year | 7.02% | 28 |
| I am looking for another job and will leave teaching as soon as I find one | 17.54% | 70 |
| TOTAL | | 399 |

What is ONE word you would use to describe your predominant feeling about teaching right now?

Answered: 422 Skipped: 17



| ANSWER CHOICES | RESPONSES |
|----------------|------------|
| Angry | 4.98% 21 |
| Happy | 1.18% 5 |
| Inspired | 0.71% 3 |
| Focused | 4.03% 17 |
| Frustrated | 12.56% 53 |
| Stressed | 17.54% 74 |
| Overwhelmed | 49.76% 210 |
| Worried | 9.24% 39 |
| TOTAL | 422 |