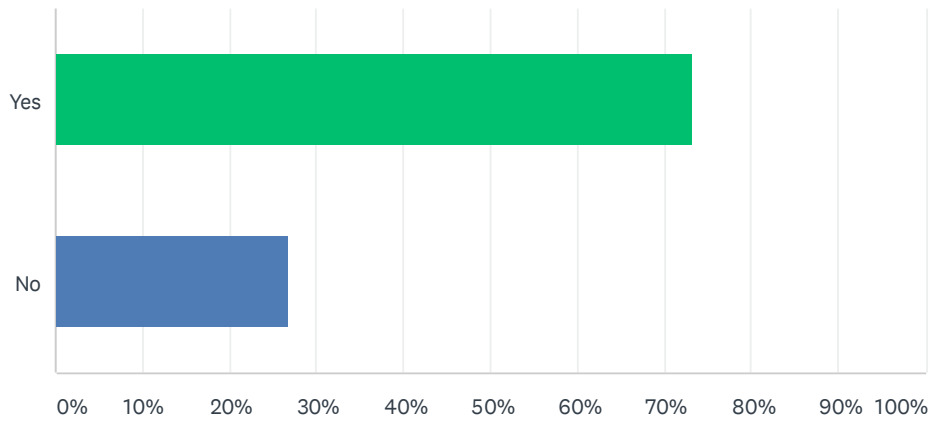


Do you believe your current learning model is equitably meeting the needs of all students?

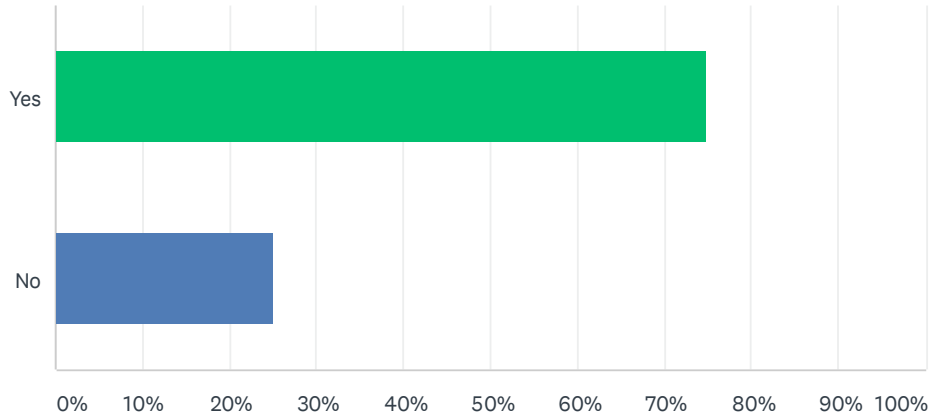
Answered: 291 Skipped: 9



ANSWER CHOICES	RESPONSES	
Yes	73.20%	213
No	26.80%	78
TOTAL		291

Based on the current prevalence of COVID in your community and public health guidelines, do you think all staff should be mandated to wear masks?

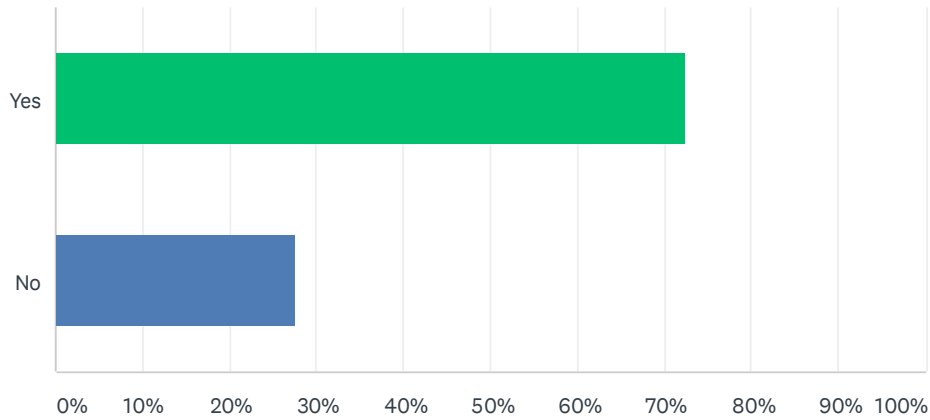
Answered: 290 Skipped: 10



ANSWER CHOICES	RESPONSES	
Yes	74.83%	217
No	25.17%	73
TOTAL		290

Based on the current prevalence of COVID in your community and public health guidelines, do you think all students should be mandated to wear masks?

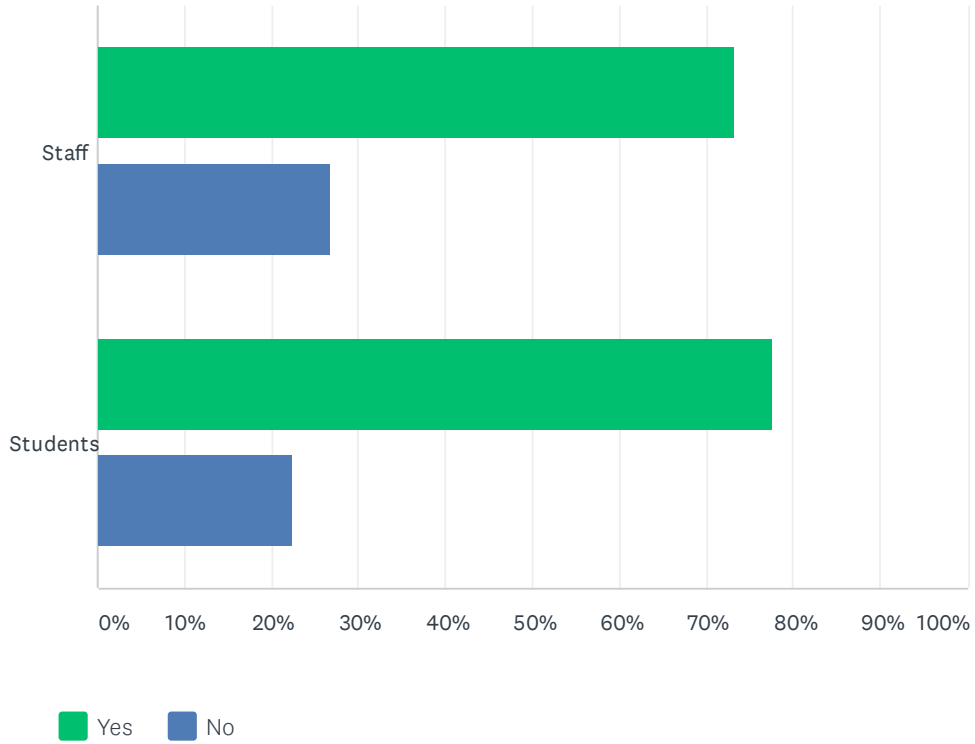
Answered: 290 Skipped: 10



ANSWER CHOICES	RESPONSES	
Yes	72.41%	210
No	27.59%	80
TOTAL		290

Do you feel your district provided enough PPE to protect:

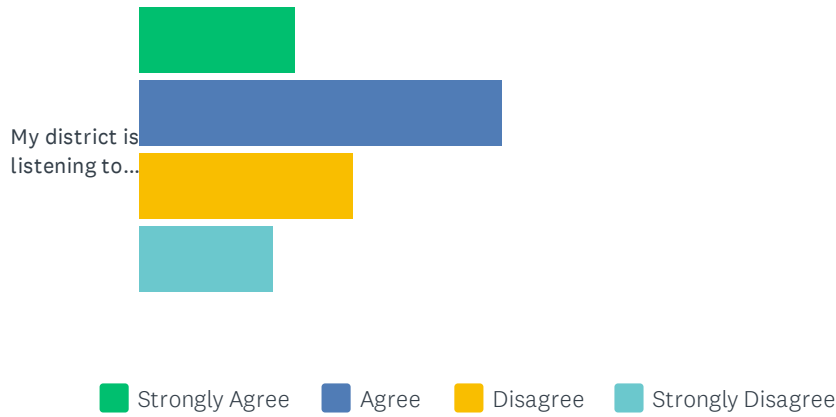
Answered: 288 Skipped: 12



	YES	NO	TOTAL	WEIGHTED AVERAGE
Staff	73.21% 205	26.79% 75	280	1.27
Students	77.62% 222	22.38% 64	286	1.22

Please rank how you feel regarding the following statements:

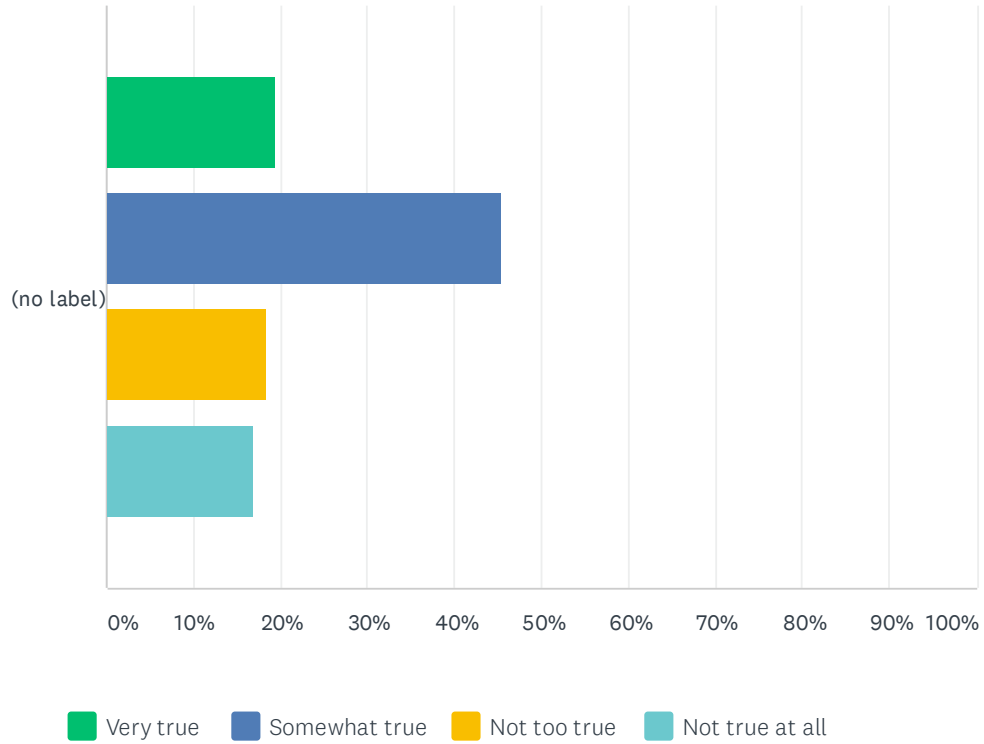
Answered: 280 Skipped: 20



	STRONGLY AGREE	AGREE	DISAGREE	STRONGLY DISAGREE	TOTAL	WEIGHTED AVERAGE
My district is listening to educator input as it relates to COVID-19	17.92% 50	41.94% 117	24.73% 69	15.41% 43	279	2.38

I have enough plan time to prepare for my teaching workload.

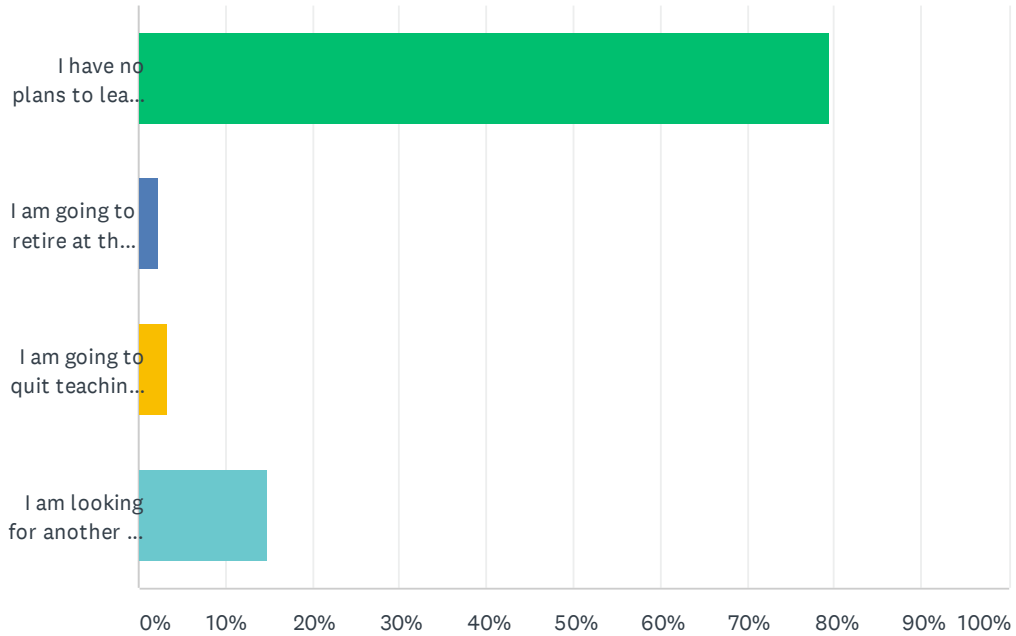
Answered: 273 Skipped: 27



	VERY TRUE	SOMEWHAT TRUE	NOT TOO TRUE	NOT TRUE AT ALL	TOTAL	WEIGHTED AVERAGE
(no label)	19.41% 53	45.42% 124	18.32% 50	16.85% 46	273	2.33

How has the COVID pandemic affected your long-term professional planning?

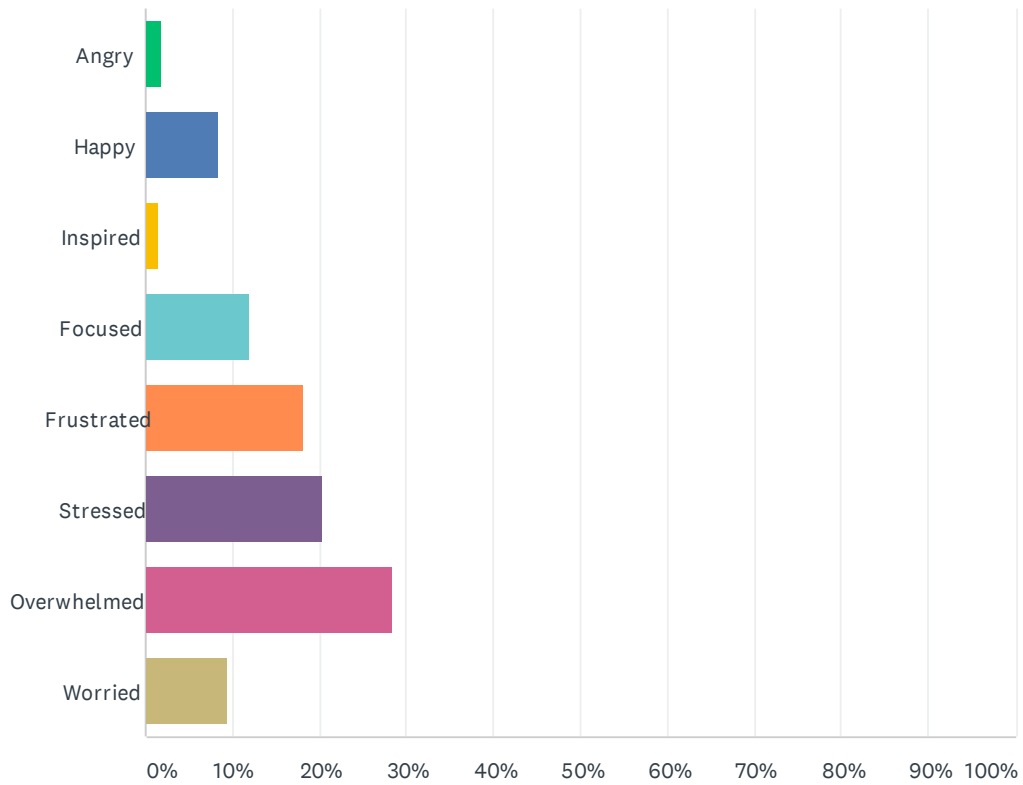
Answered: 264 Skipped: 36



ANSWER CHOICES	RESPONSES	
I have no plans to leave the classroom in the next 5 years.	79.55%	210
I am going to retire at the end of this school year	2.27%	6
I am going to quit teaching at the end of this school year	3.41%	9
I am looking for another job and will leave teaching as soon as I find one	14.77%	39
TOTAL		264

What is ONE word you would use to describe your predominant feeling about teaching right now?

Answered: 275 Skipped: 25



ANSWER CHOICES	RESPONSES
Angry	1.82% 5
Happy	8.36% 23
Inspired	1.45% 4
Focused	12.00% 33
Frustrated	18.18% 50
Stressed	20.36% 56
Overwhelmed	28.36% 78
Worried	9.45% 26
TOTAL	275