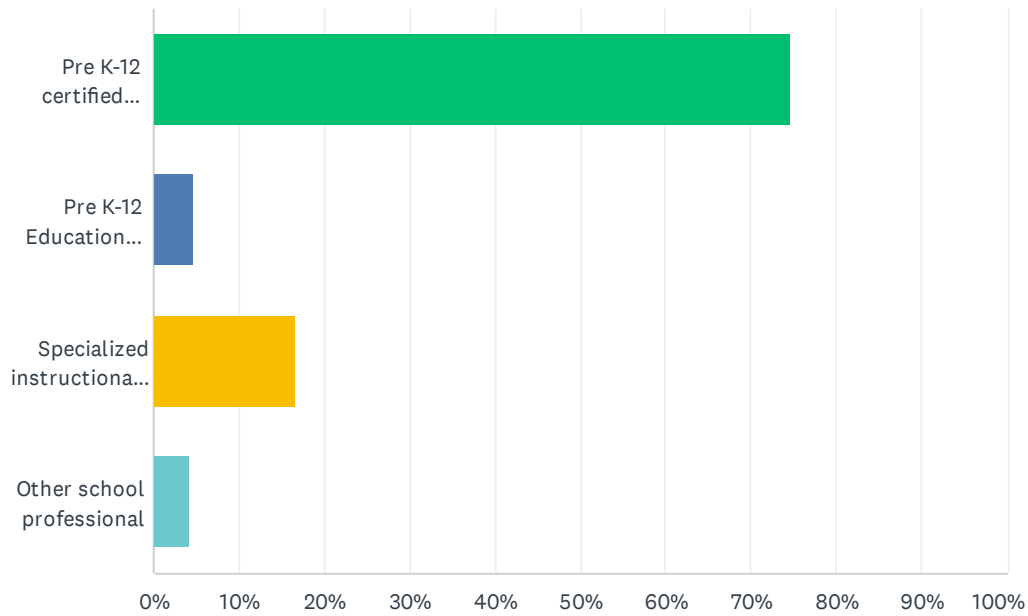


Q1 Which of the following best describes your job?

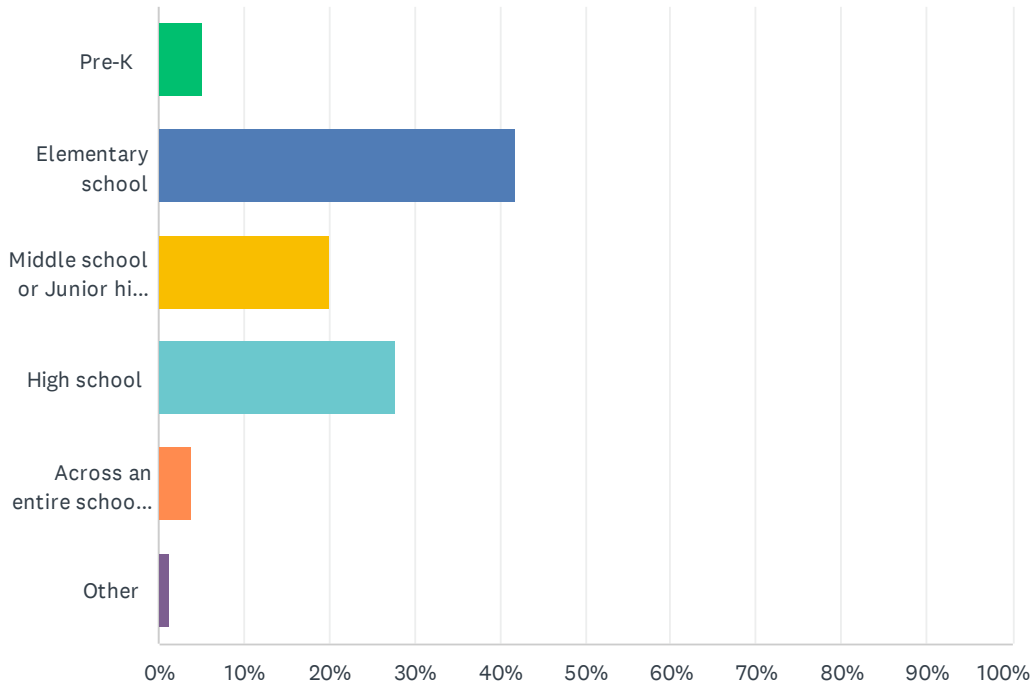
Answered: 236 Skipped: 0



ANSWER CHOICES	RESPONSES	
Pre K-12 certified classroom teacher	74.58%	176
Pre K-12 Education Support Professional	4.66%	11
Specialized instructional support personnel (certified counselor, nurse, psychologist, speech pathologist, social worker, librarian, occupational therapist, etc.)	16.53%	39
Other school professional	4.24%	10
TOTAL		236

Q2 Which of the following grade levels do you work with the most?

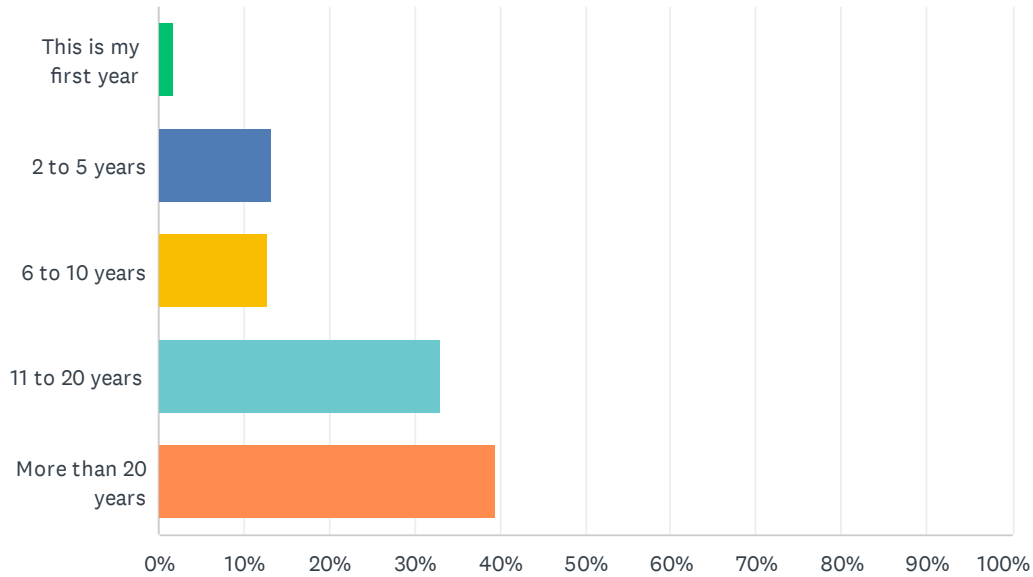
Answered: 234 Skipped: 2



ANSWER CHOICES	RESPONSES	
Pre-K	5.13%	12
Elementary school	41.88%	98
Middle school or Junior high school	20.09%	47
High school	27.78%	65
Across an entire school district or multiple districts	3.85%	9
Other	1.28%	3
TOTAL		234

Q3 How many total years, including this one, have you been an employee in any school or school system?

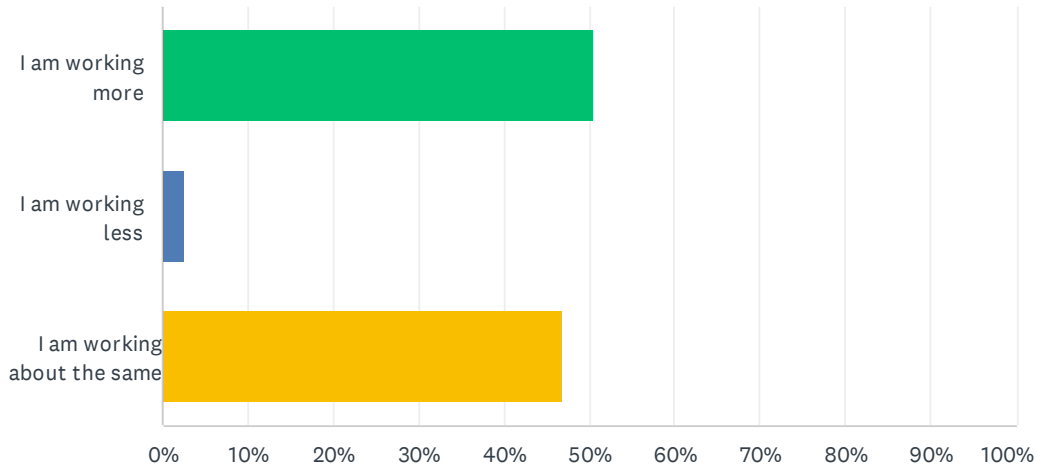
Answered: 236 Skipped: 0



ANSWER CHOICES	RESPONSES	
This is my first year	1.69%	4
2 to 5 years	13.14%	31
6 to 10 years	12.71%	30
11 to 20 years	33.05%	78
More than 20 years	39.41%	93
TOTAL		236

Q4 Are you working more than/less than/about the same as you did last year?

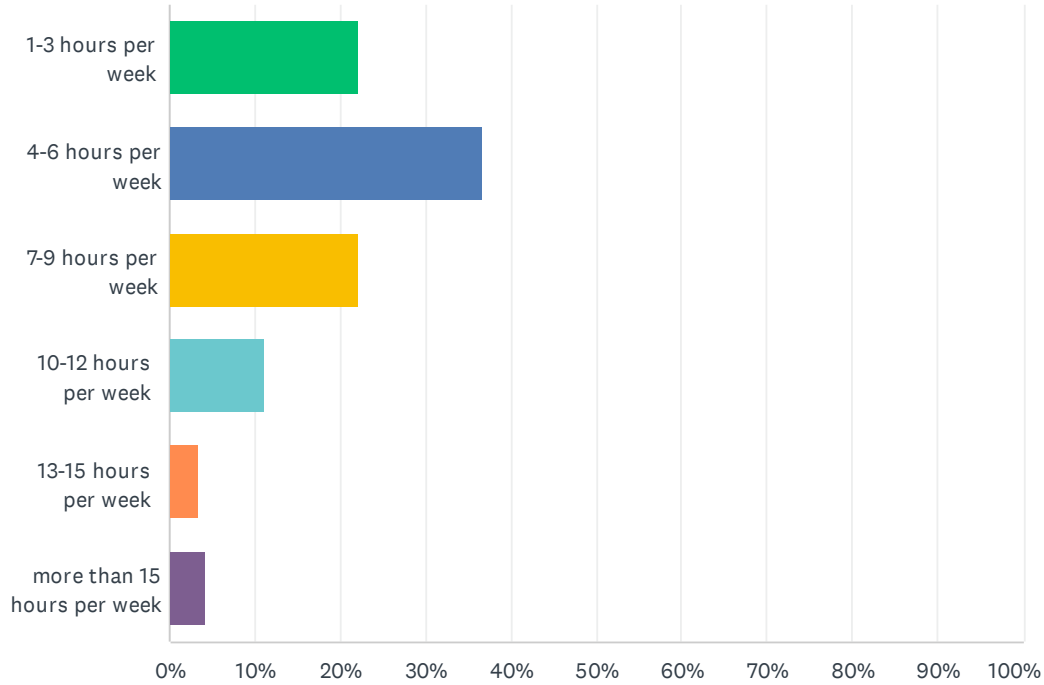
Answered: 232 Skipped: 4



ANSWER CHOICES	RESPONSES	
I am working more	50.43%	117
I am working less	2.59%	6
I am working about the same	46.98%	109
TOTAL		232

Q5 How many additional hours of work each week have been added to your typical workload?

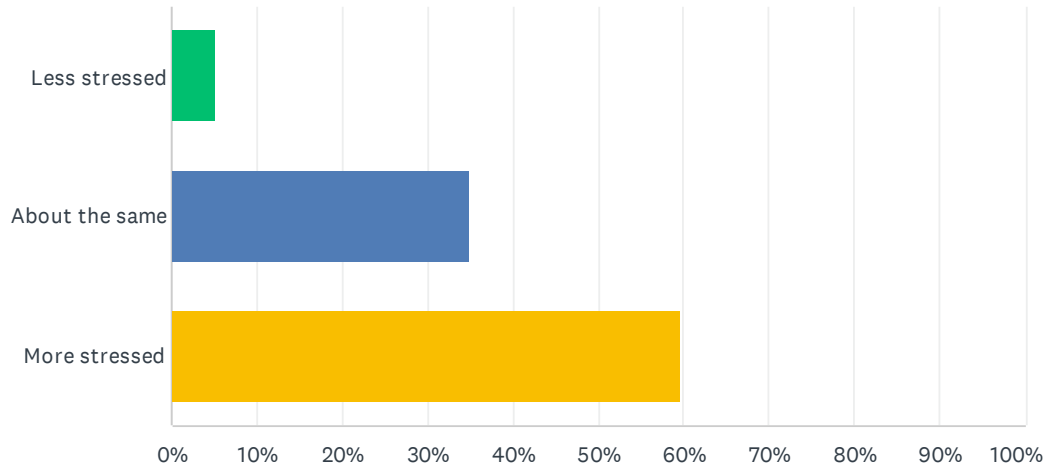
Answered: 117 Skipped: 119



ANSWER CHOICES	RESPONSES	
1-3 hours per week	22.22%	26
4-6 hours per week	36.75%	43
7-9 hours per week	22.22%	26
10-12 hours per week	11.11%	13
13-15 hours per week	3.42%	4
more than 15 hours per week	4.27%	5
TOTAL		117

Q6 How would you rate your personal stress level compared to last school year?

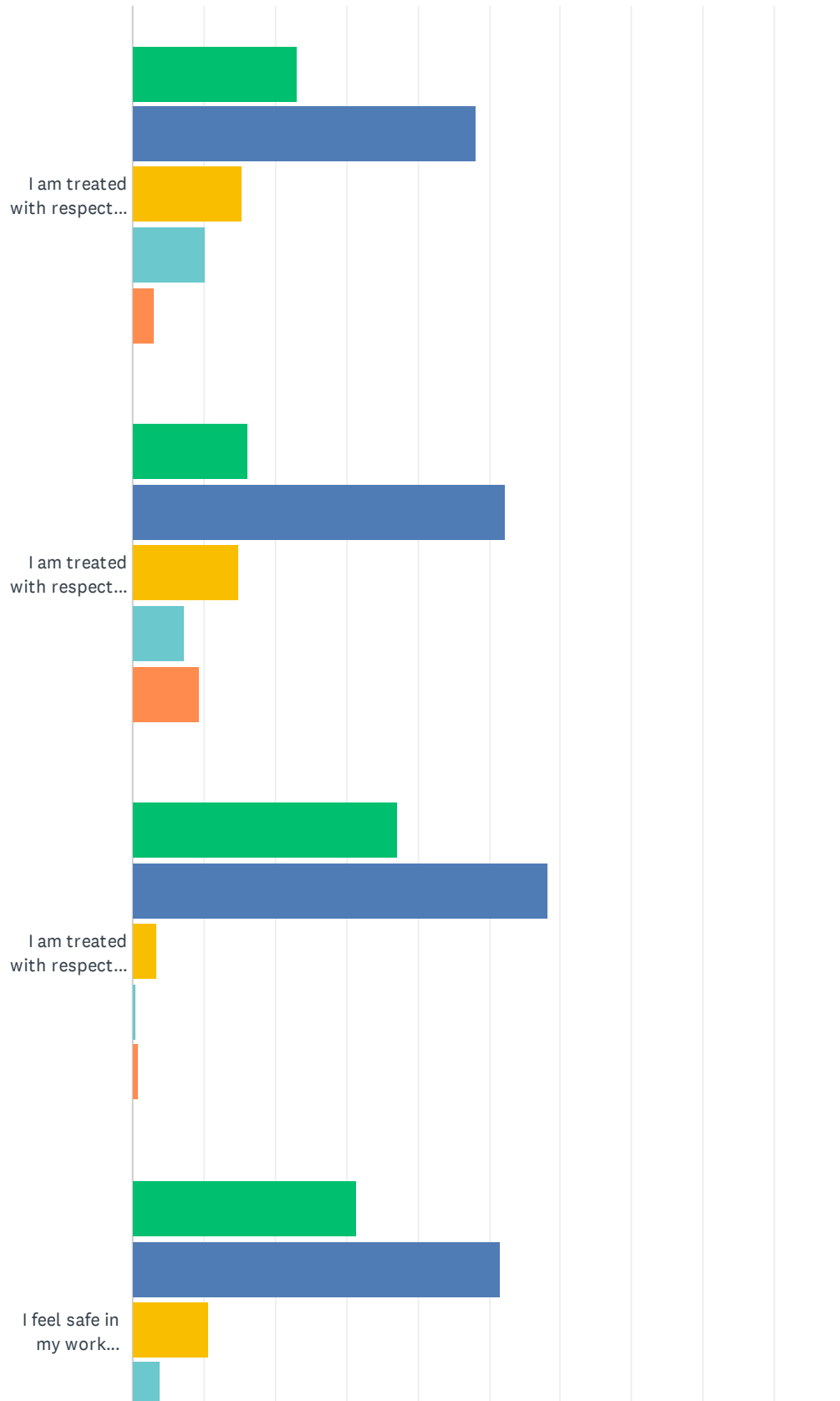
Answered: 231 Skipped: 5



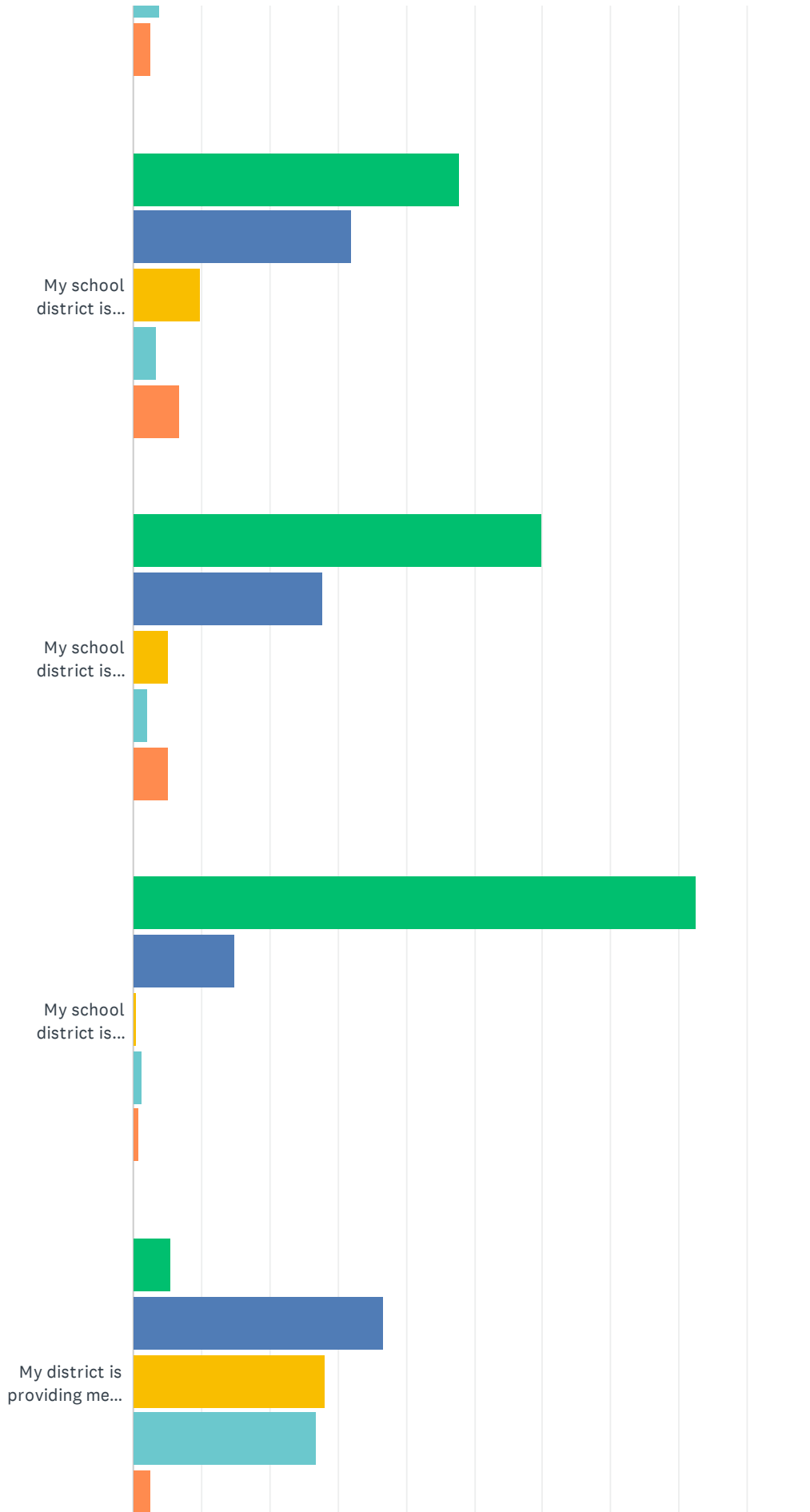
ANSWER CHOICES	RESPONSES
Less stressed	5.19% 12
About the same	35.06% 81
More stressed	59.74% 138
TOTAL	231

Q7 Please indicate how you feel regarding the following statements:

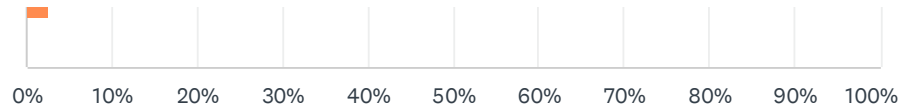
Answered: 234 Skipped: 2



2021-22 NSEA PK-12 Members Survey



2021-22 NSEA PK-12 Members Survey

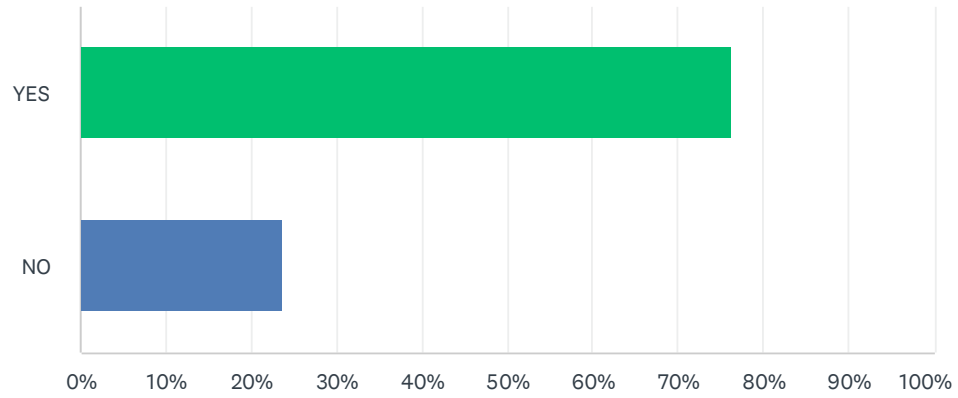


■ Strongly Agree ■ Agree ■ Disagree
■ Strongly Disagree ■ Don't Know

	STRONGLY AGREE	AGREE	DISAGREE	STRONGLY DISAGREE	DON'T KNOW	TOTAL	WEIGHTED AVERAGE
I am treated with respect by my school district administration	23.08% 54	48.29% 113	15.38% 36	10.26% 24	2.99% 7	234	2.22
I am treated with respect by my district school board	16.24% 38	52.14% 122	14.96% 35	7.26% 17	9.40% 22	234	2.41
I am treated with respect by my colleagues	37.18% 87	58.12% 136	3.42% 8	0.43% 1	0.85% 2	234	1.70
I feel safe in my work environment	31.33% 73	51.50% 120	10.73% 25	3.86% 9	2.58% 6	233	1.95
My school district is currently experiencing an employee shortage	47.86% 112	32.05% 75	9.83% 23	3.42% 8	6.84% 16	234	1.89
My school district is currently experiencing a para shortage	59.83% 140	27.78% 65	5.13% 12	2.14% 5	5.13% 12	234	1.65
My school district is currently experiencing a substitute teacher shortage	82.48% 193	14.96% 35	0.43% 1	1.28% 3	0.85% 2	234	1.23
My district is providing me with the planning time necessary to do my job	5.56% 13	36.75% 86	28.21% 66	26.92% 63	2.56% 6	234	2.84

Q8 Have you had to cover classes for colleagues?

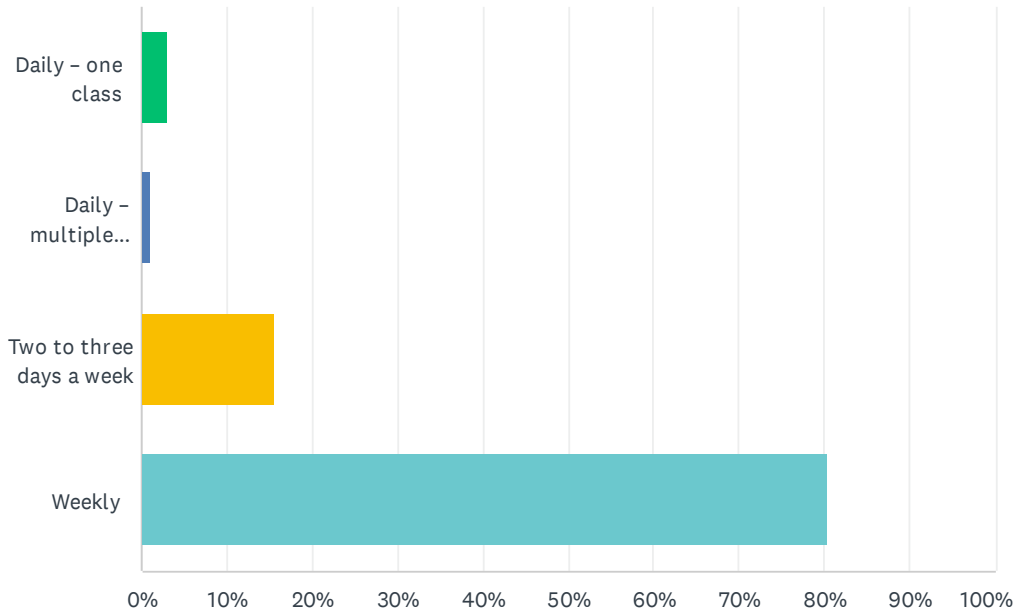
Answered: 233 Skipped: 3



ANSWER CHOICES	RESPONSES	
YES	76.39%	178
NO	23.61%	55
TOTAL		233

Q9 If so, how often?

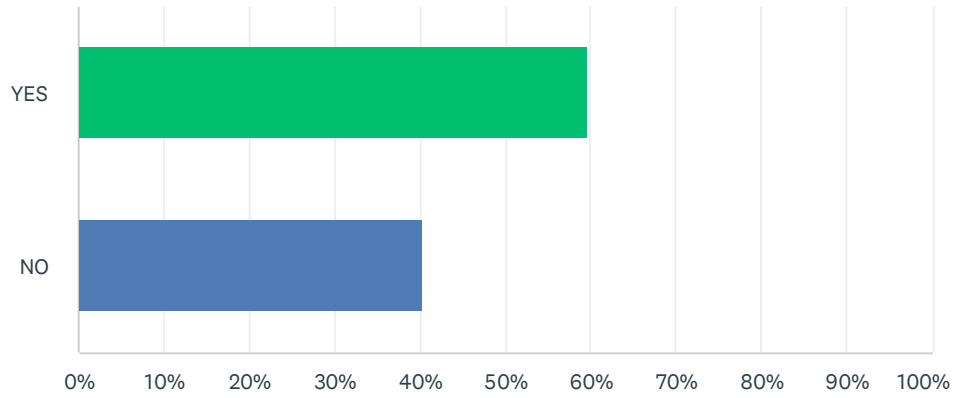
Answered: 173 Skipped: 63



ANSWER CHOICES	RESPONSES	
Daily - one class	2.89%	5
Daily - multiple classes	1.16%	2
Two to three days a week	15.61%	27
Weekly	80.35%	139
TOTAL		173

Q10 Have you personally experienced an increase in mental health concerns?

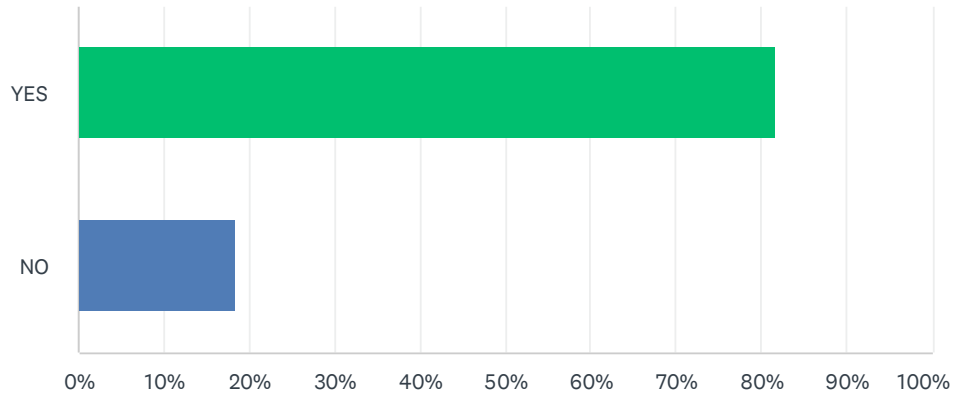
Answered: 233 Skipped: 3



ANSWER CHOICES	RESPONSES	
YES	59.66%	139
NO	40.34%	94
TOTAL		233

Q11 Have you experienced an increase in student mental health concerns?

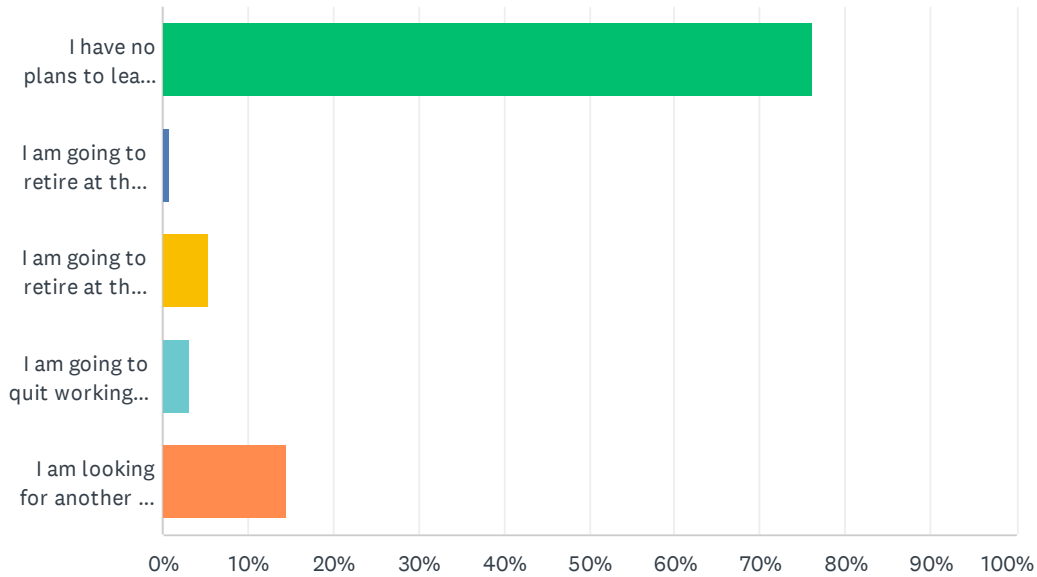
Answered: 234 Skipped: 2



ANSWER CHOICES	RESPONSES	
YES	81.62%	191
NO	18.38%	43
TOTAL		234

Q12 How has the COVID-19 pandemic affected your long-term professional planning?

Answered: 221 Skipped: 15



ANSWER CHOICES	RESPONSES	
I have no plans to leave education in the next 5 years.	76.02%	168
I am going to retire at the end of this school year because of the pandemic.	0.90%	2
I am going to retire at the end of this school year, but NOT because of the pandemic.	5.43%	12
I am going to quit working in education at the end of this school year.	3.17%	7
I am looking for another job and will leave teaching as soon as I find one.	14.48%	32
TOTAL		221