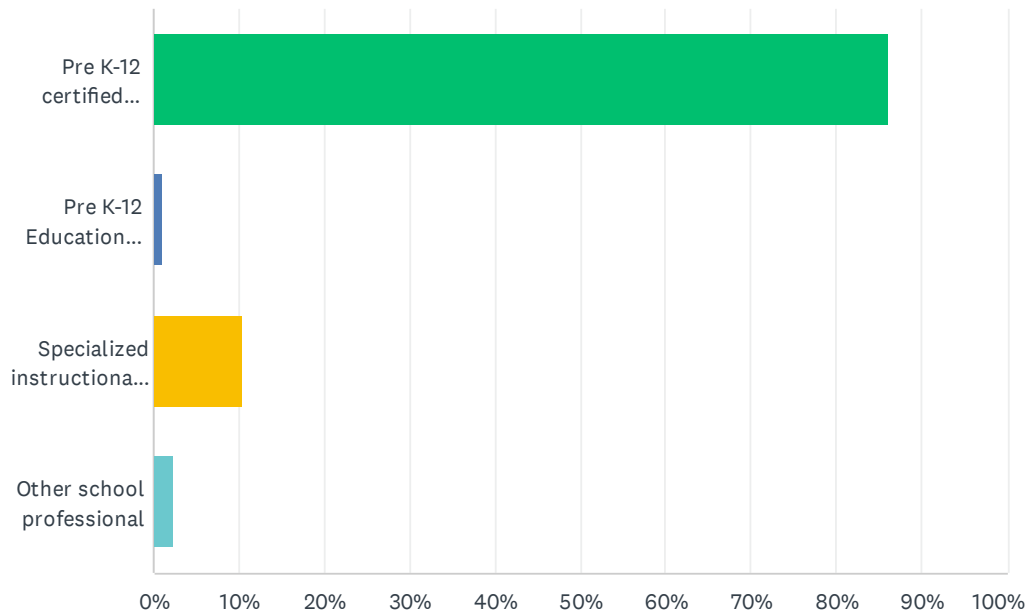


## Q1 Which of the following best describes your job?

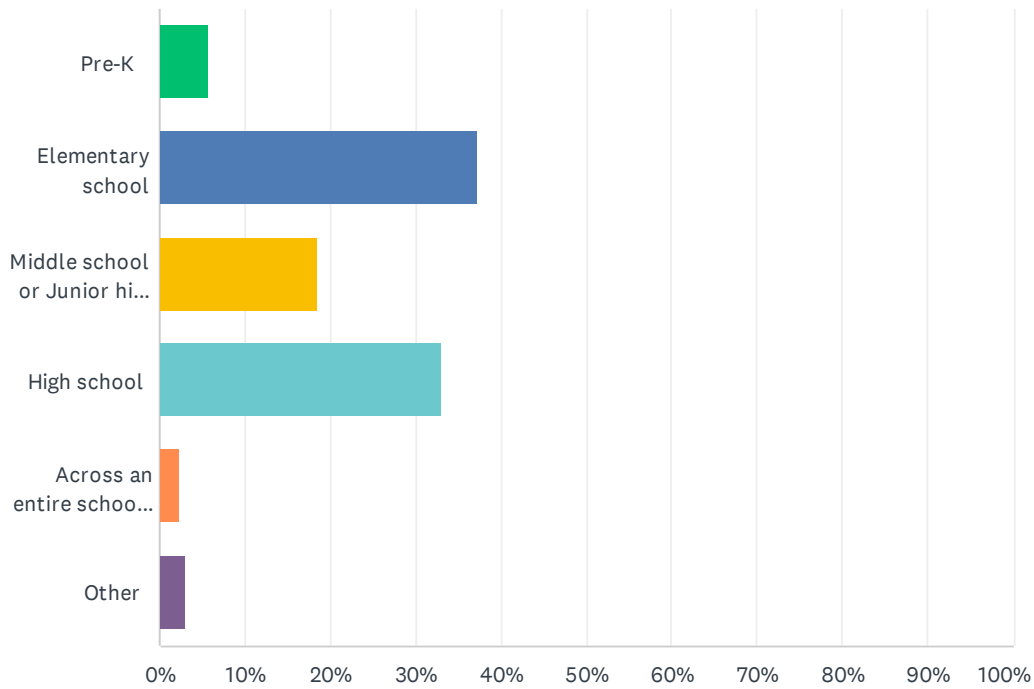
Answered: 172 Skipped: 0



ANSWER CHOICES	RESPONSES	
Pre K-12 certified classroom teacher	86.05%	148
Pre K-12 Education Support Professional	1.16%	2
Specialized instructional support personnel (certified counselor, nurse, psychologist, speech pathologist, social worker, librarian, occupational therapist, etc.)	10.47%	18
Other school professional	2.33%	4
<b>TOTAL</b>		<b>172</b>

## Q2 Which of the following grade levels do you work with the most?

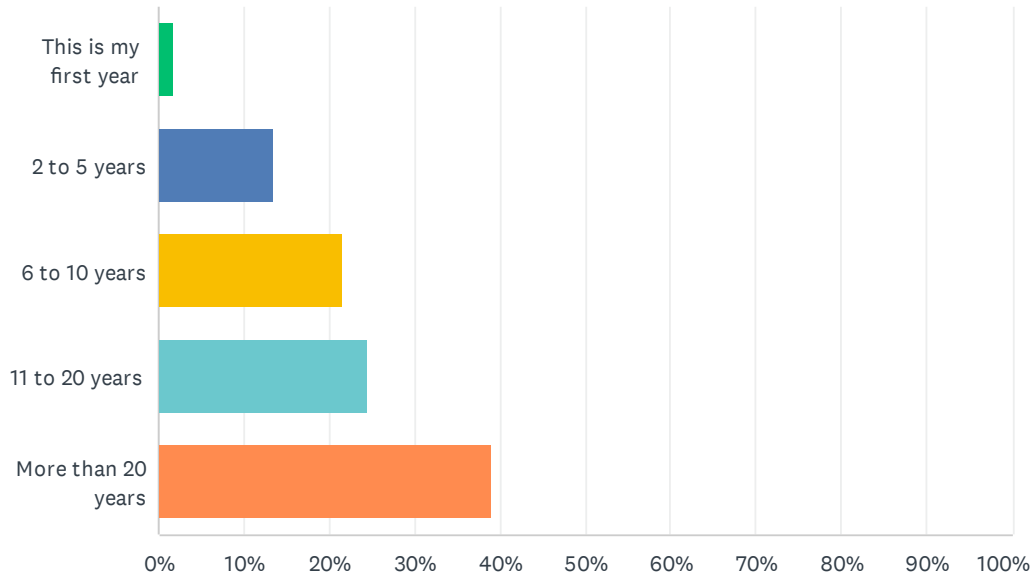
Answered: 172 Skipped: 0



ANSWER CHOICES	RESPONSES	
Pre-K	5.81%	10
Elementary school	37.21%	64
Middle school or Junior high school	18.60%	32
High school	33.14%	57
Across an entire school district or multiple districts	2.33%	4
Other	2.91%	5
<b>TOTAL</b>		<b>172</b>

### Q3 How many total years, including this one, have you been an employee in any school or school system?

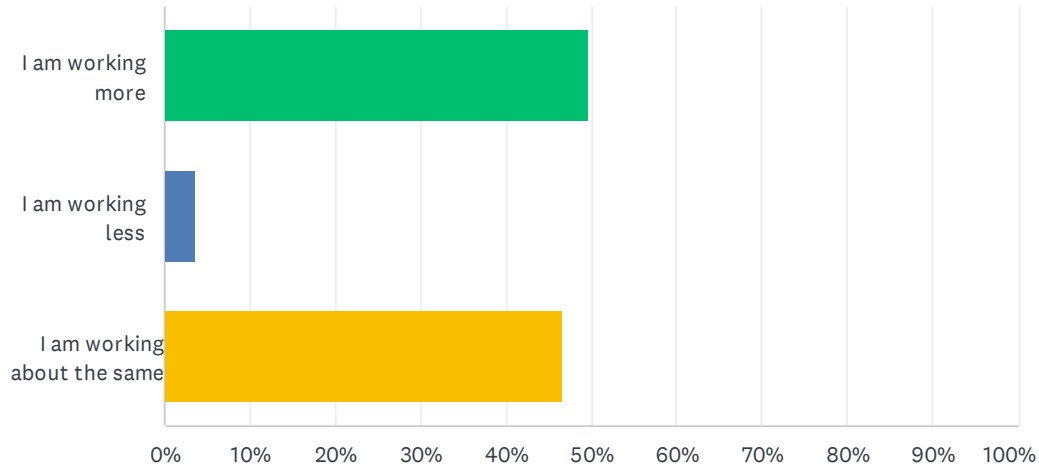
Answered: 172 Skipped: 0



ANSWER CHOICES	RESPONSES	
This is my first year	1.74%	3
2 to 5 years	13.37%	23
6 to 10 years	21.51%	37
11 to 20 years	24.42%	42
More than 20 years	38.95%	67
<b>TOTAL</b>		<b>172</b>

## Q4 Are you working more than/less than/about the same as you did last year?

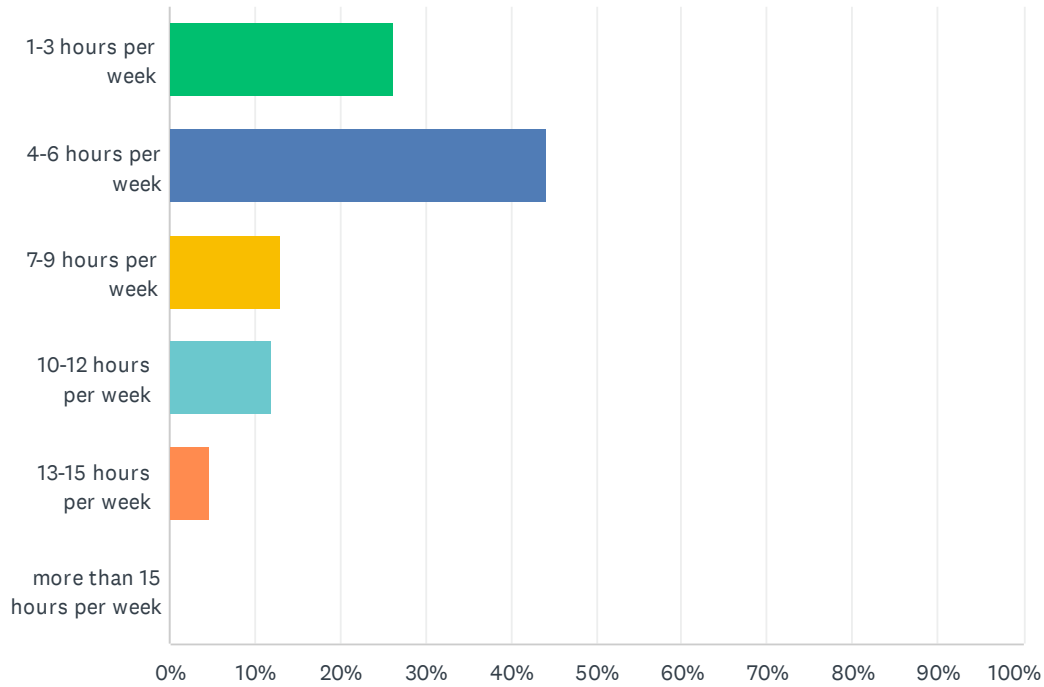
Answered: 169 Skipped: 3



ANSWER CHOICES	RESPONSES	
I am working more	49.70%	84
I am working less	3.55%	6
I am working about the same	46.75%	79
<b>TOTAL</b>		<b>169</b>

## Q5 How many additional hours of work each week have been added to your typical workload?

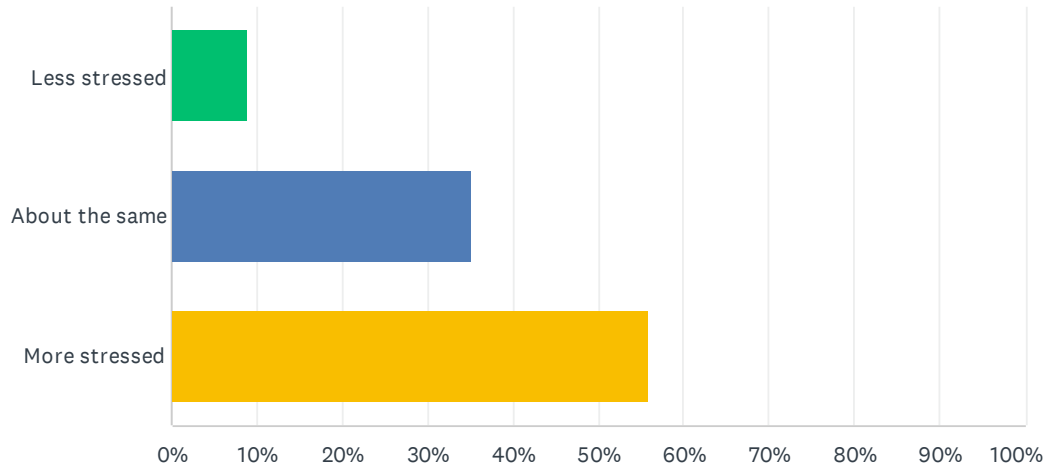
Answered: 84 Skipped: 88



ANSWER CHOICES	RESPONSES	
1-3 hours per week	26.19%	22
4-6 hours per week	44.05%	37
7-9 hours per week	13.10%	11
10-12 hours per week	11.90%	10
13-15 hours per week	4.76%	4
more than 15 hours per week	0.00%	0
<b>TOTAL</b>		<b>84</b>

## Q6 How would you rate your personal stress level compared to last school year?

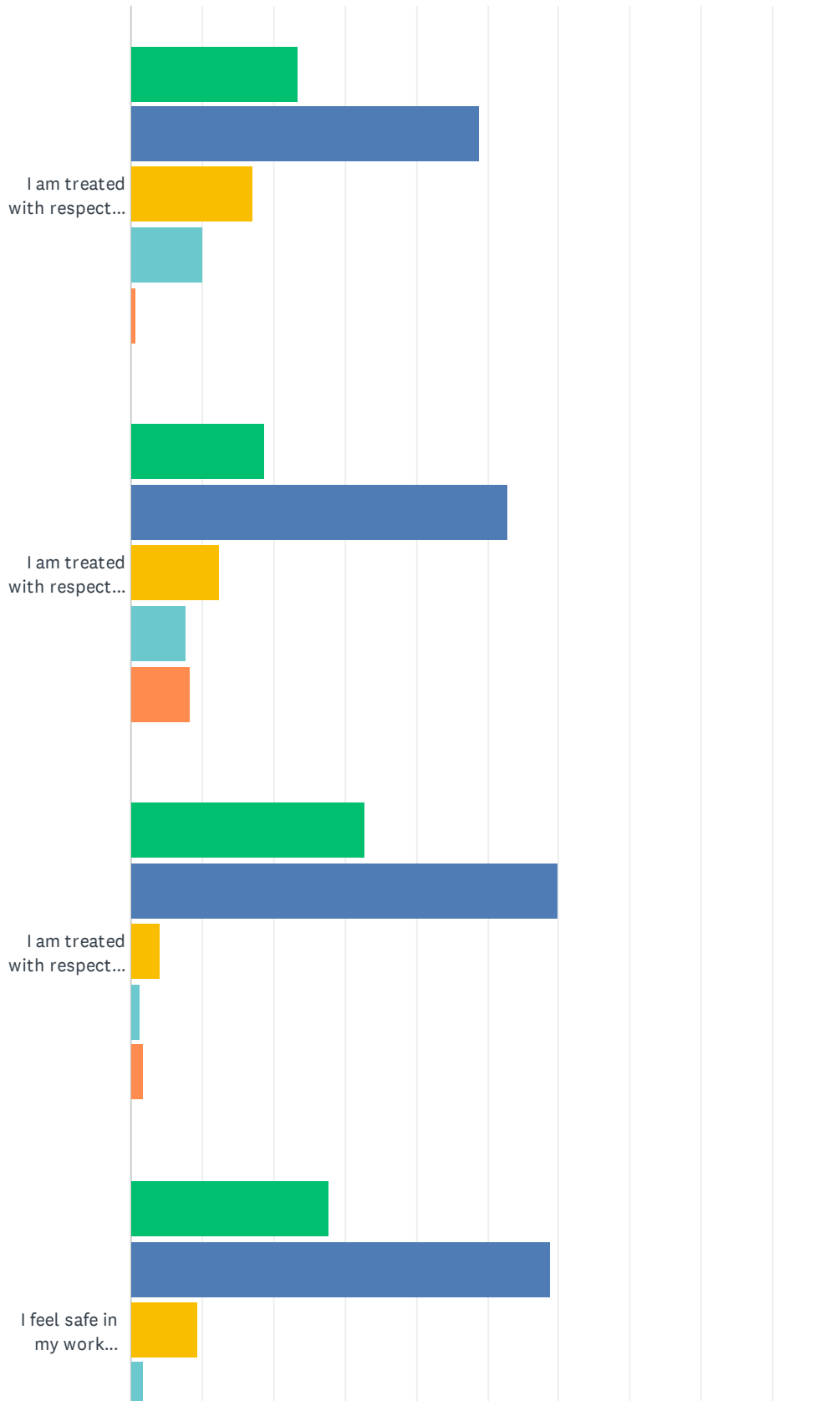
Answered: 168 Skipped: 4



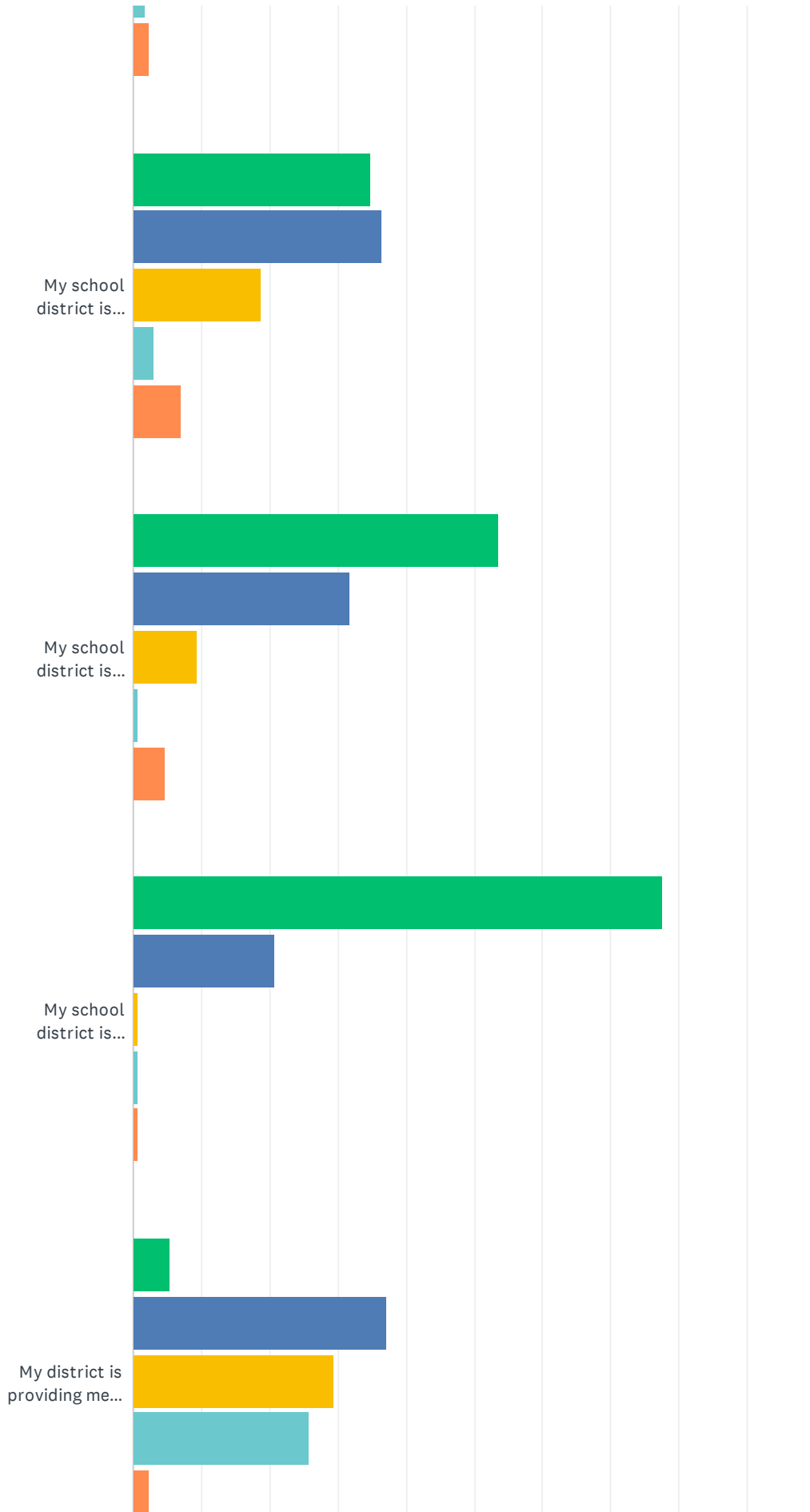
ANSWER CHOICES	RESPONSES
Less stressed	8.93% 15
About the same	35.12% 59
More stressed	55.95% 94
TOTAL	168

### Q7 Please indicate how you feel regarding the following statements:

Answered: 170 Skipped: 2

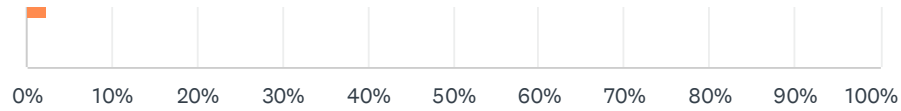


2021-22 NSEA PK-12 Members Survey





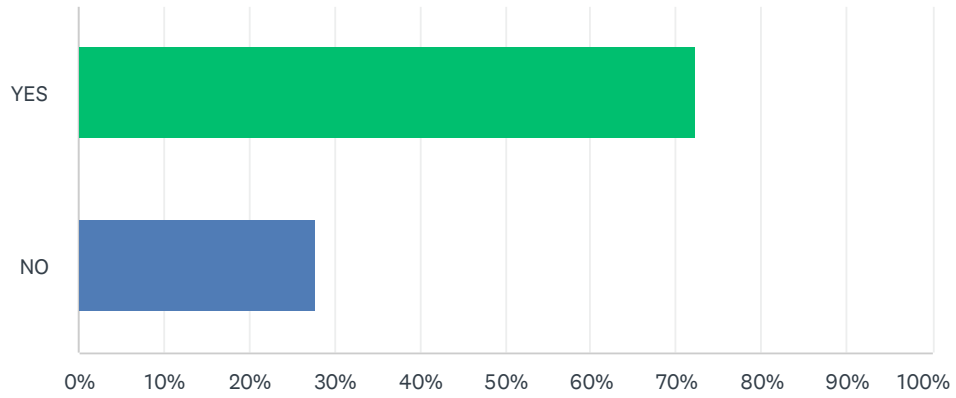
## 2021-22 NSEA PK-12 Members Survey



	STRONGLY AGREE	AGREE	DISAGREE	STRONGLY DISAGREE	DON'T KNOW	TOTAL	WEIGHTED AVERAGE
I am treated with respect by my school district administration	23.53% 40	48.82% 83	17.06% 29	10.00% 17	0.59% 1	170	2.15
I am treated with respect by my district school board	18.82% 32	52.94% 90	12.35% 21	7.65% 13	8.24% 14	170	2.34
I am treated with respect by my colleagues	32.94% 56	60.00% 102	4.12% 7	1.18% 2	1.76% 3	170	1.79
I feel safe in my work environment	27.65% 47	58.82% 100	9.41% 16	1.76% 3	2.35% 4	170	1.92
My school district is currently experiencing an employee shortage	34.71% 59	36.47% 62	18.82% 32	2.94% 5	7.06% 12	170	2.11
My school district is currently experiencing a para shortage	53.53% 91	31.76% 54	9.41% 16	0.59% 1	4.71% 8	170	1.71
My school district is currently experiencing a substitute teacher shortage	77.65% 132	20.59% 35	0.59% 1	0.59% 1	0.59% 1	170	1.26
My district is providing me with the planning time necessary to do my job	5.29% 9	37.06% 63	29.41% 50	25.88% 44	2.35% 4	170	2.83

## Q8 Have you had to cover classes for colleagues?

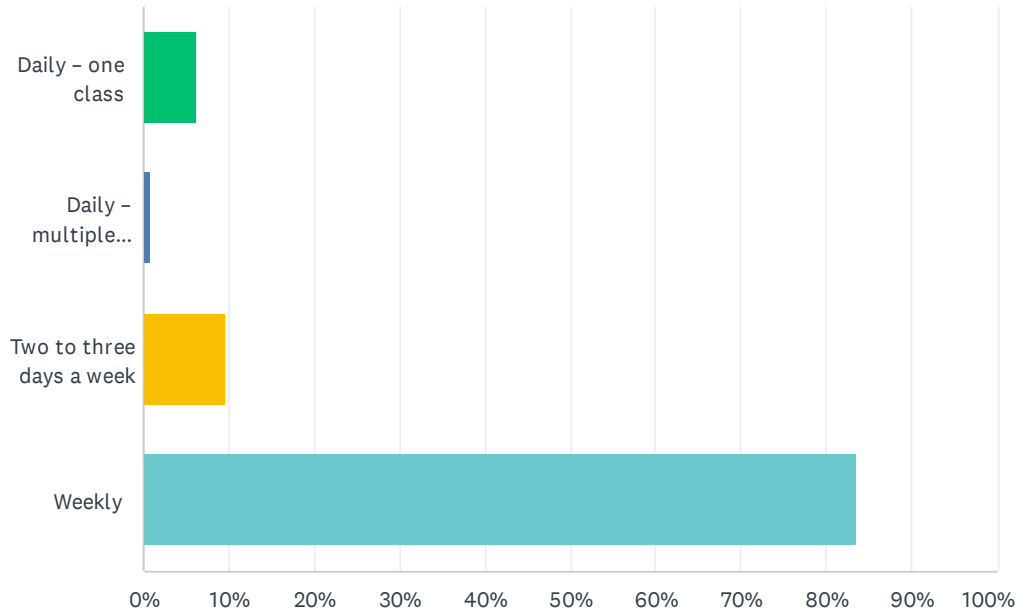
Answered: 170 Skipped: 2



ANSWER CHOICES	RESPONSES	
YES	72.35%	123
NO	27.65%	47
TOTAL		170

## Q9 If so, how often?

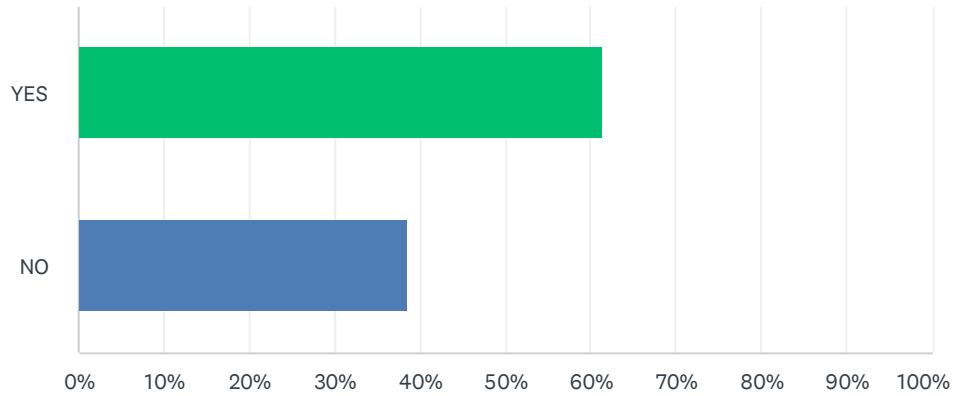
Answered: 115 Skipped: 57



ANSWER CHOICES	RESPONSES
Daily – one class	6.09% 7
Daily – multiple classes	0.87% 1
Two to three days a week	9.57% 11
Weekly	83.48% 96
TOTAL	115

## Q10 Have you personally experienced an increase in mental health concerns?

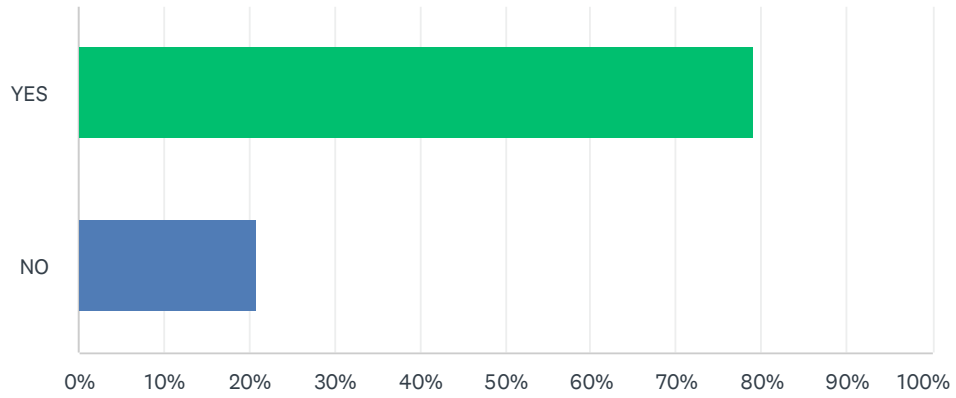
Answered: 168 Skipped: 4



ANSWER CHOICES	RESPONSES	
YES	61.31%	103
NO	38.69%	65
TOTAL		168

## Q11 Have you experienced an increase in student mental health concerns?

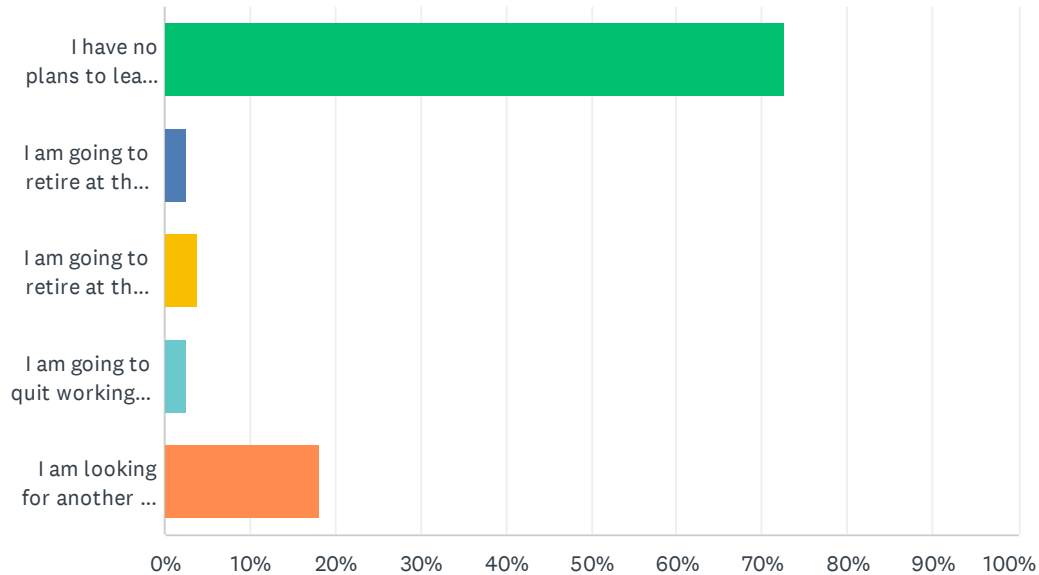
Answered: 168 Skipped: 4



ANSWER CHOICES	RESPONSES	
YES	79.17%	133
NO	20.83%	35
TOTAL		168

## Q12 How has the COVID-19 pandemic affected your long-term professional planning?

Answered: 154 Skipped: 18



ANSWER CHOICES	RESPONSES	
I have no plans to leave education in the next 5 years.	72.73%	112
I am going to retire at the end of this school year because of the pandemic.	2.60%	4
I am going to retire at the end of this school year, but NOT because of the pandemic.	3.90%	6
I am going to quit working in education at the end of this school year.	2.60%	4
I am looking for another job and will leave teaching as soon as I find one.	18.18%	28
<b>TOTAL</b>		<b>154</b>