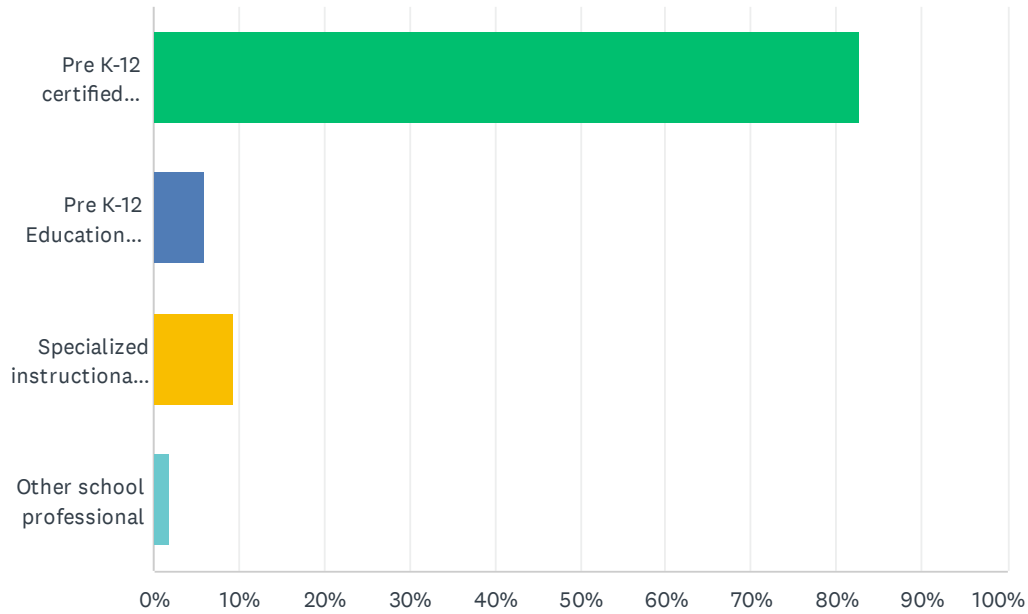


## Q1 Which of the following best describes your job?

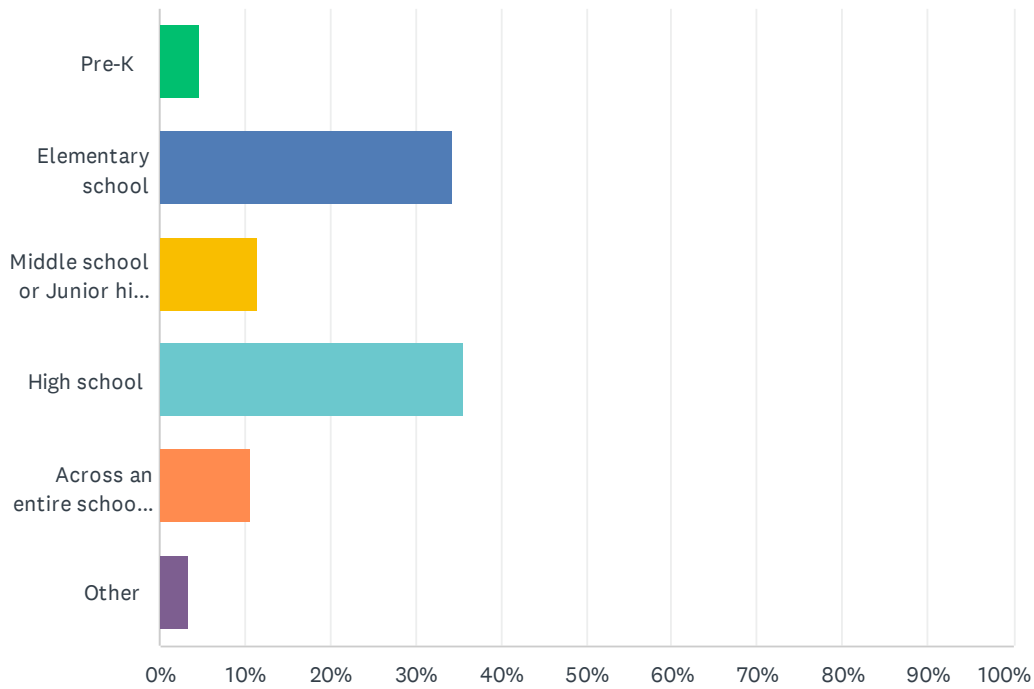
Answered: 150 Skipped: 0



ANSWER CHOICES	RESPONSES	
Pre K-12 certified classroom teacher	82.67%	124
Pre K-12 Education Support Professional	6.00%	9
Specialized instructional support personnel (certified counselor, nurse, psychologist, speech pathologist, social worker, librarian, occupational therapist, etc.)	9.33%	14
Other school professional	2.00%	3
<b>TOTAL</b>		<b>150</b>

## Q2 Which of the following grade levels do you work with the most?

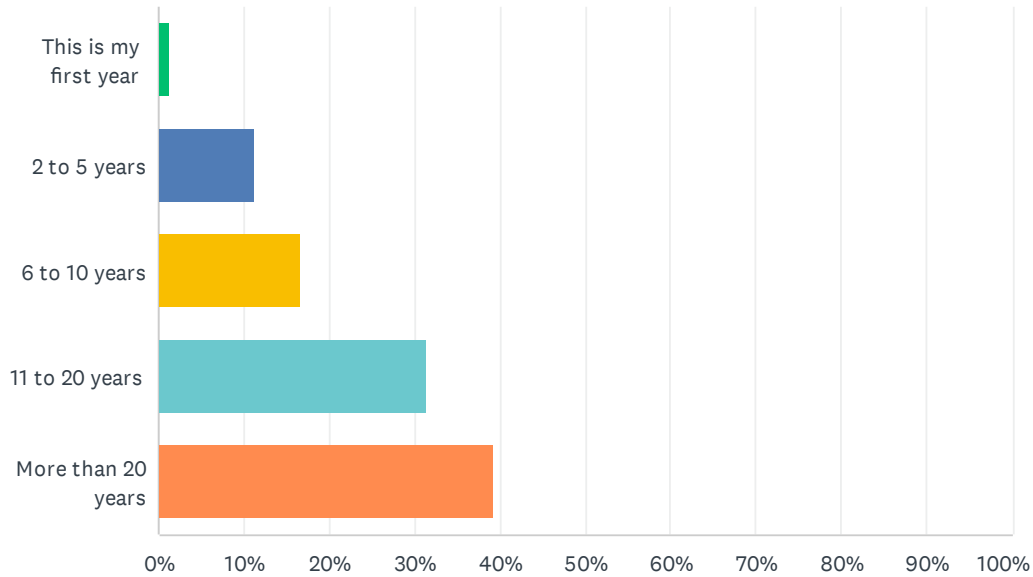
Answered: 149 Skipped: 1



ANSWER CHOICES	RESPONSES	
Pre-K	4.70%	7
Elementary school	34.23%	51
Middle school or Junior high school	11.41%	17
High school	35.57%	53
Across an entire school district or multiple districts	10.74%	16
Other	3.36%	5
<b>TOTAL</b>		<b>149</b>

### Q3 How many total years, including this one, have you been an employee in any school or school system?

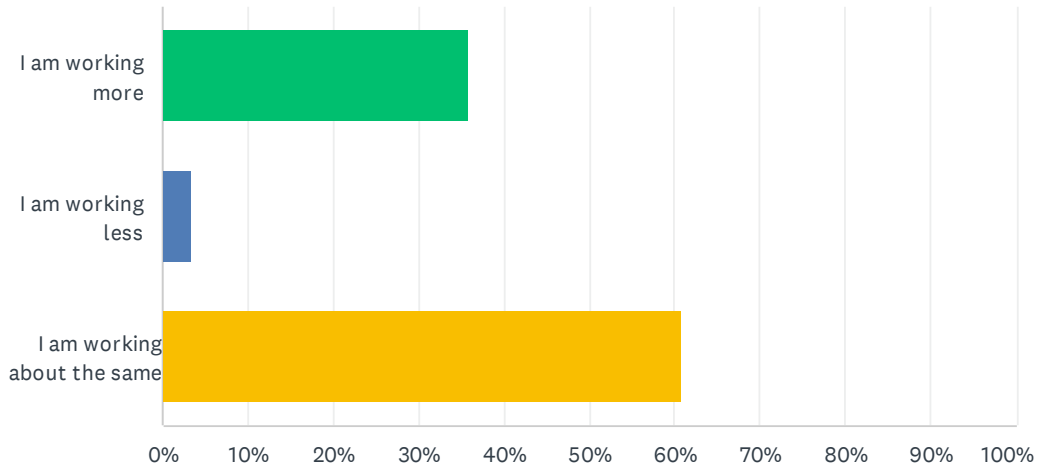
Answered: 150 Skipped: 0



ANSWER CHOICES	RESPONSES	
This is my first year	1.33%	2
2 to 5 years	11.33%	17
6 to 10 years	16.67%	25
11 to 20 years	31.33%	47
More than 20 years	39.33%	59
<b>TOTAL</b>		<b>150</b>

## Q4 Are you working more than/less than/about the same as you did last year?

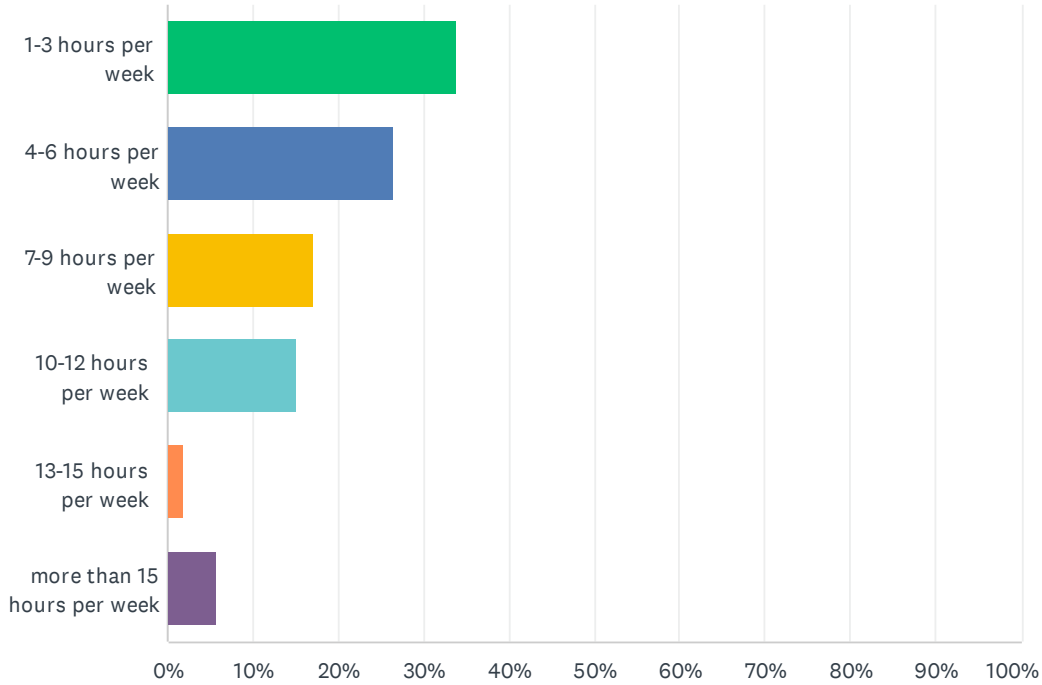
Answered: 148 Skipped: 2



ANSWER CHOICES	RESPONSES	
I am working more	35.81%	53
I am working less	3.38%	5
I am working about the same	60.81%	90
<b>TOTAL</b>		<b>148</b>

## Q5 How many additional hours of work each week have been added to your typical workload?

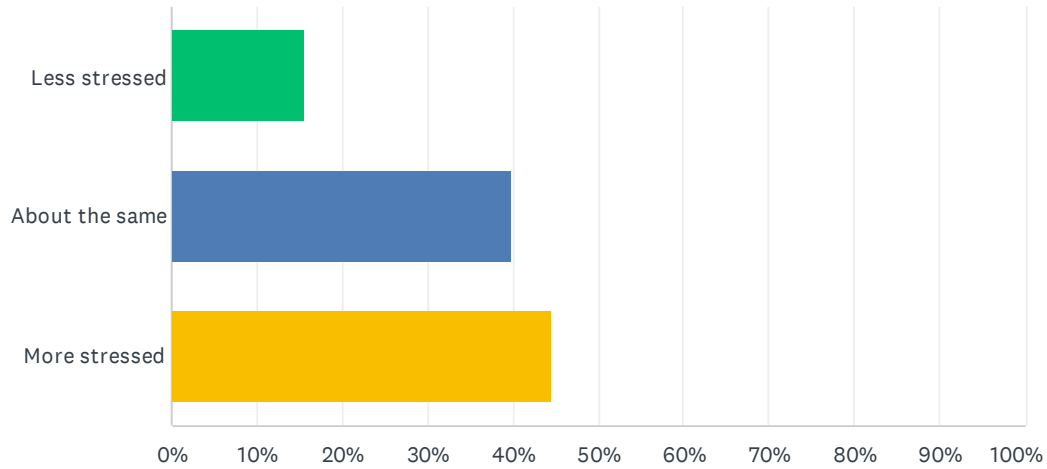
Answered: 53 Skipped: 97



ANSWER CHOICES	RESPONSES	
1-3 hours per week	33.96%	18
4-6 hours per week	26.42%	14
7-9 hours per week	16.98%	9
10-12 hours per week	15.09%	8
13-15 hours per week	1.89%	1
more than 15 hours per week	5.66%	3
<b>TOTAL</b>		<b>53</b>

## Q6 How would you rate your personal stress level compared to last school year?

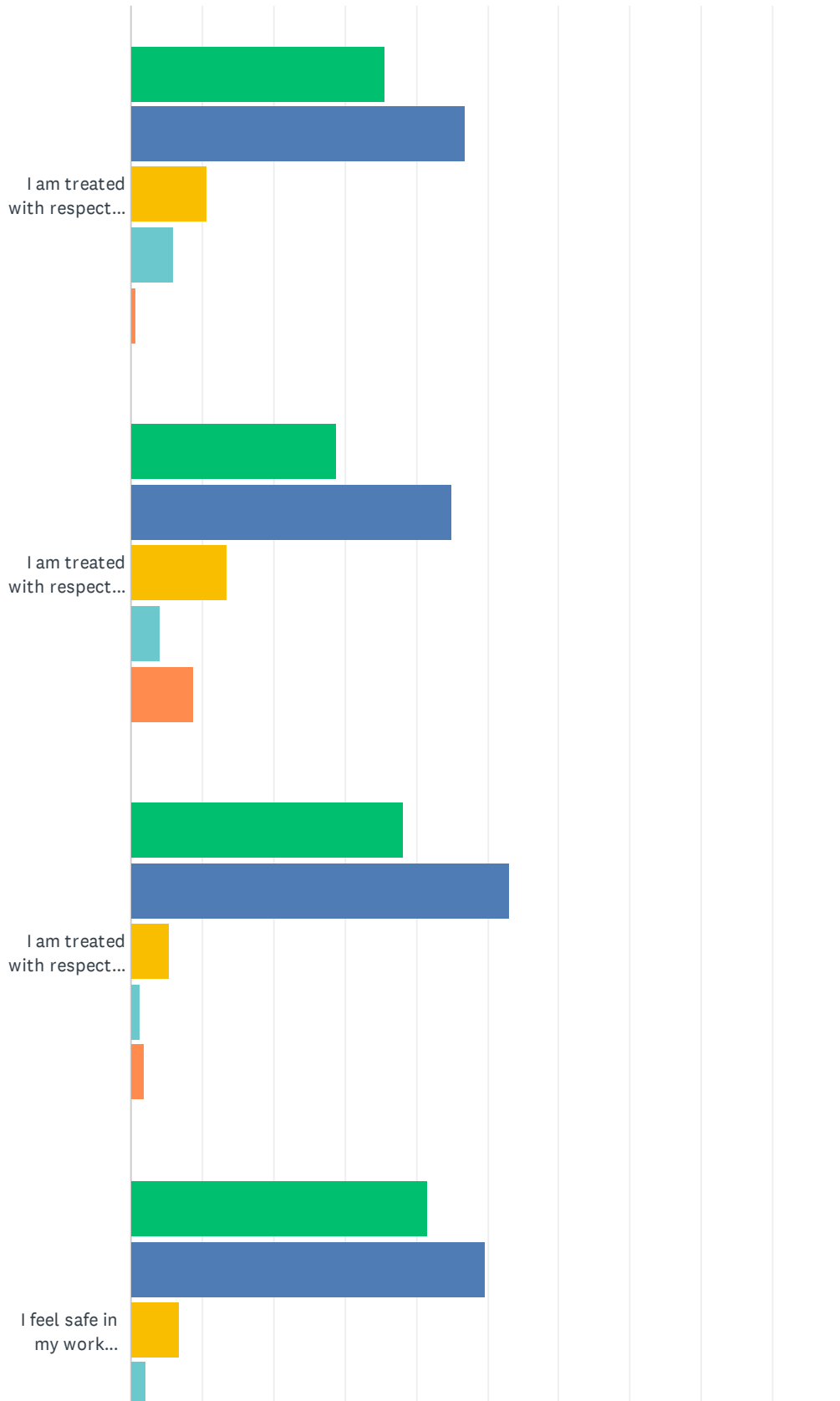
Answered: 148 Skipped: 2



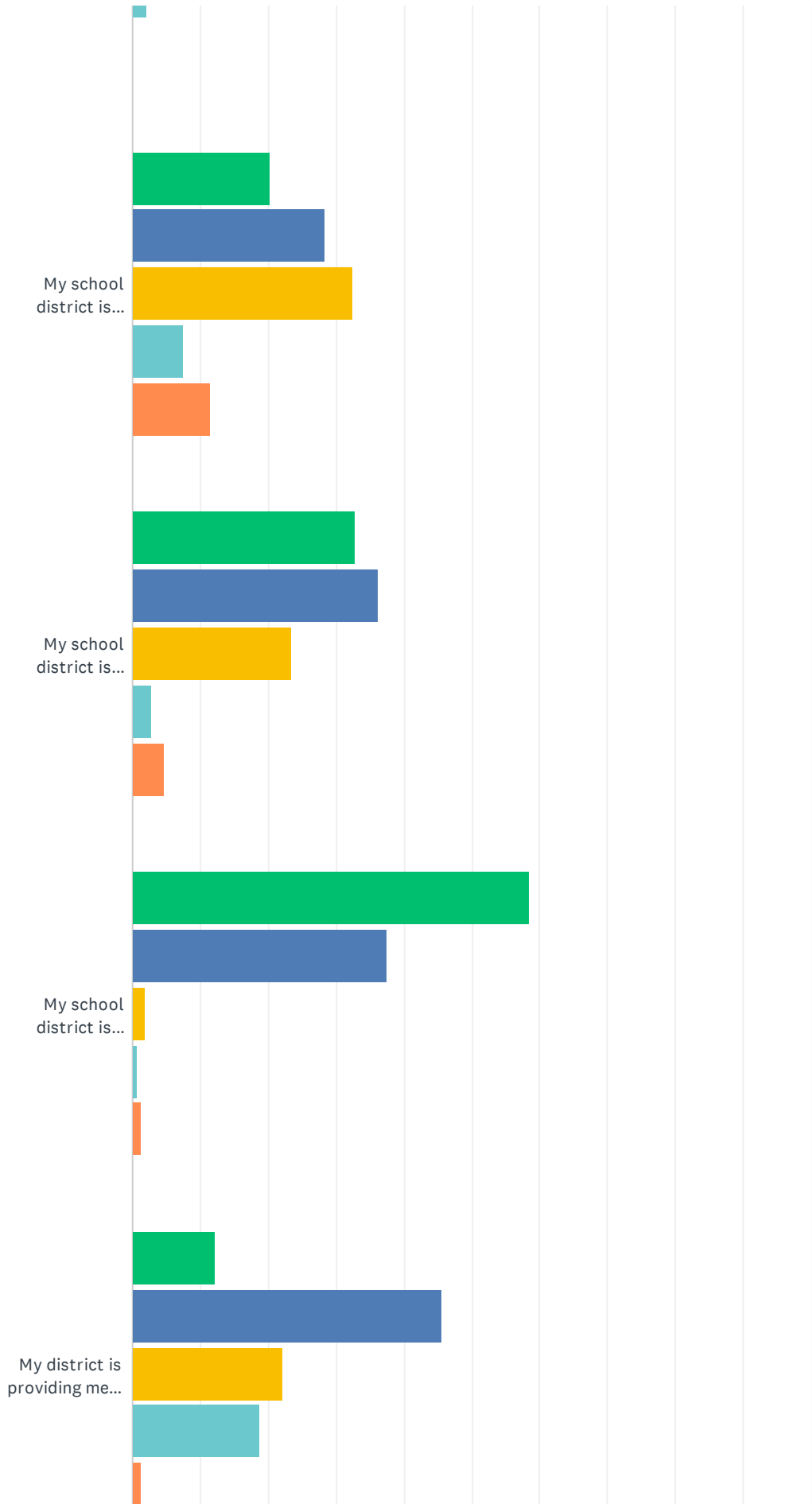
ANSWER CHOICES	RESPONSES	
Less stressed	15.54%	23
About the same	39.86%	59
More stressed	44.59%	66
TOTAL		148

# Q7 Please indicate how you feel regarding the following statements:

Answered: 149 Skipped: 1

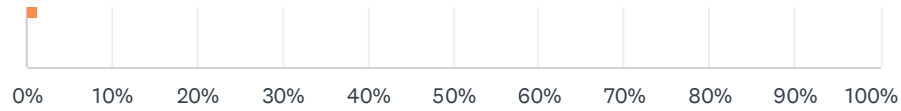


# 2021-22 NSEA PK-12 Members Survey





## 2021-22 NSEA PK-12 Members Survey

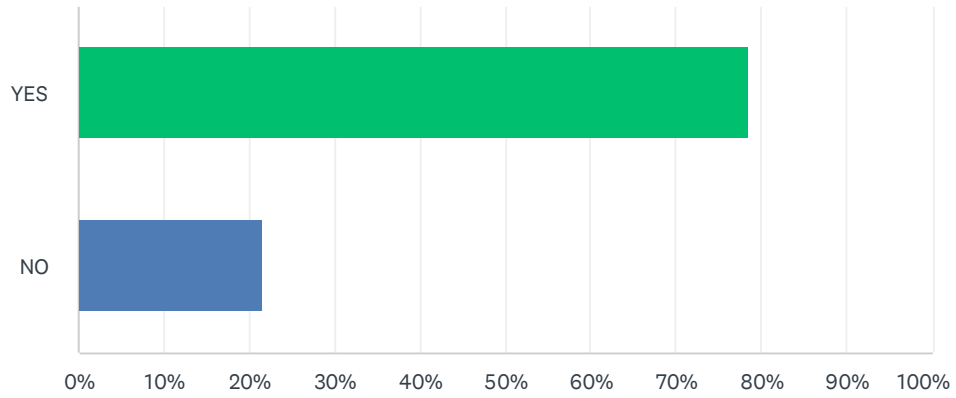


■ Strongly Agree    ■ Agree    ■ Disagree  
■ Strongly Disagree    ■ Don't Know

	STRONGLY AGREE	AGREE	DISAGREE	STRONGLY DISAGREE	DON'T KNOW	TOTAL	WEIGHTED AVERAGE
I am treated with respect by my school district administration	35.57% 53	46.98% 70	10.74% 16	6.04% 9	0.67% 1	149	1.89
I am treated with respect by my district school board	28.86% 43	44.97% 67	13.42% 20	4.03% 6	8.72% 13	149	2.19
I am treated with respect by my colleagues	38.26% 57	53.02% 79	5.37% 8	1.34% 2	2.01% 3	149	1.76
I feel safe in my work environment	41.50% 61	49.66% 73	6.80% 10	2.04% 3	0.00% 0	147	1.69
My school district is currently experiencing an employee shortage	20.27% 30	28.38% 42	32.43% 48	7.43% 11	11.49% 17	148	2.61
My school district is currently experiencing a para shortage	32.89% 49	36.24% 54	23.49% 35	2.68% 4	4.70% 7	149	2.10
My school district is currently experiencing a substitute teacher shortage	58.39% 87	37.58% 56	2.01% 3	0.67% 1	1.34% 2	149	1.49
My district is providing me with the planning time necessary to do my job	12.08% 18	45.64% 68	22.15% 33	18.79% 28	1.34% 2	149	2.52

## Q8 Have you had to cover classes for colleagues?

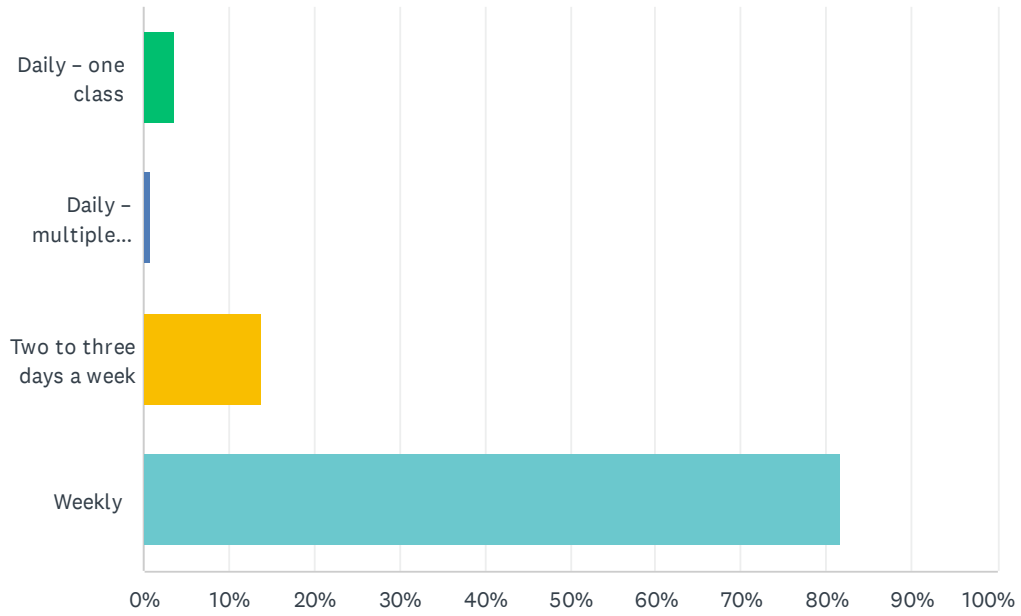
Answered: 149 Skipped: 1



ANSWER CHOICES	RESPONSES	
YES	78.52%	117
NO	21.48%	32
TOTAL		149

## Q9 If so, how often?

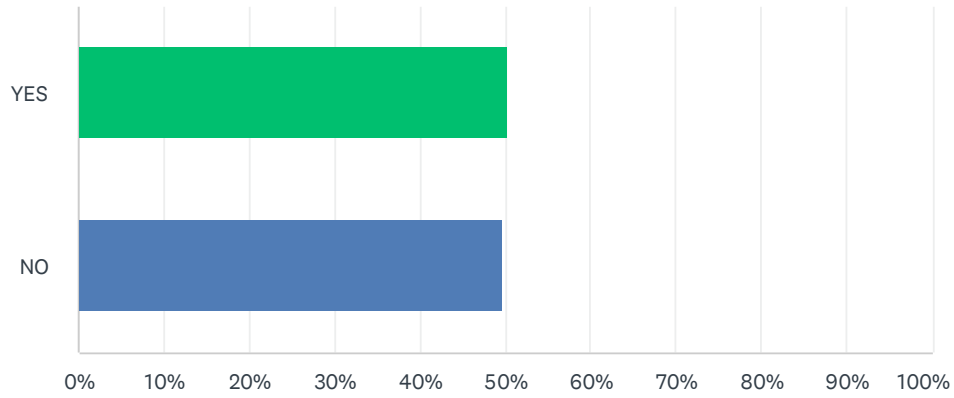
Answered: 109 Skipped: 41



ANSWER CHOICES	RESPONSES
Daily - one class	3.67% 4
Daily - multiple classes	0.92% 1
Two to three days a week	13.76% 15
Weekly	81.65% 89
TOTAL	109

## Q10 Have you personally experienced an increase in mental health concerns?

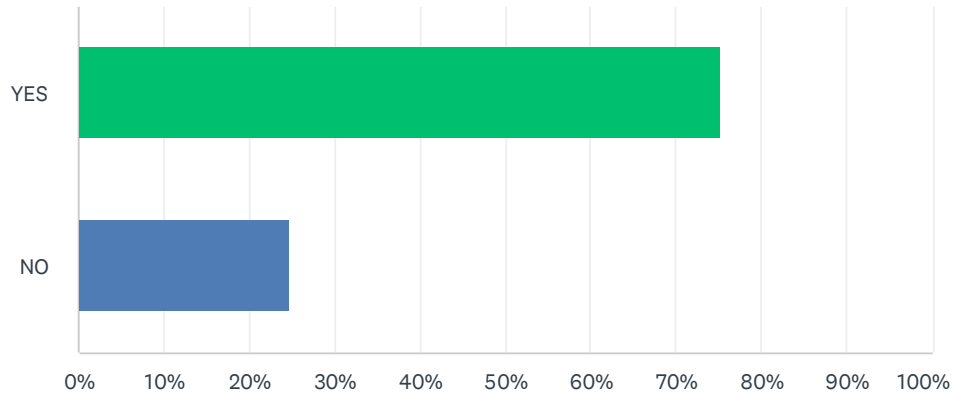
Answered: 145 Skipped: 5



ANSWER CHOICES	RESPONSES	
YES	50.34%	73
NO	49.66%	72
TOTAL		145

# Q11 Have you experienced an increase in student mental health concerns?

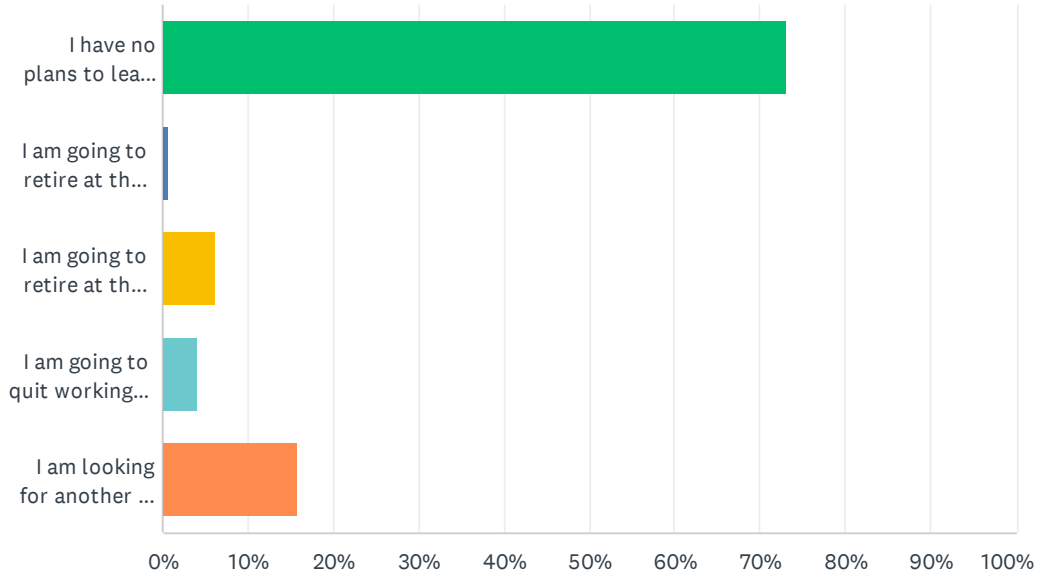
Answered: 146 Skipped: 4



ANSWER CHOICES	RESPONSES	
YES	75.34%	110
NO	24.66%	36
TOTAL		146

## Q12 How has the COVID-19 pandemic affected your long-term professional planning?

Answered: 145 Skipped: 5



ANSWER CHOICES	RESPONSES	
I have no plans to leave education in the next 5 years.	73.10%	106
I am going to retire at the end of this school year because of the pandemic.	0.69%	1
I am going to retire at the end of this school year, but NOT because of the pandemic.	6.21%	9
I am going to quit working in education at the end of this school year.	4.14%	6
I am looking for another job and will leave teaching as soon as I find one.	15.86%	23
<b>TOTAL</b>		<b>145</b>