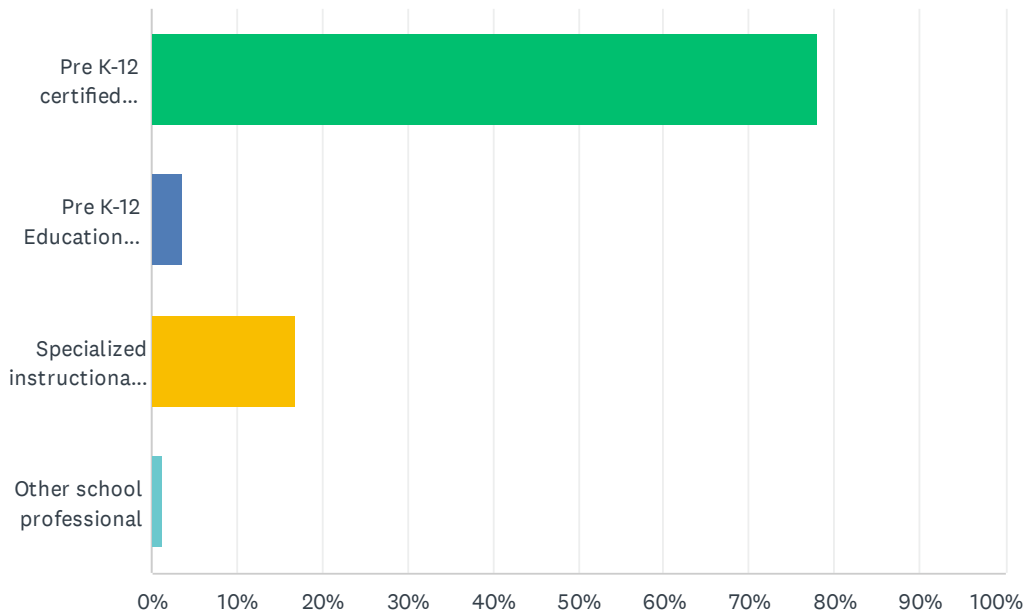


Q1 Which of the following best describes your job?

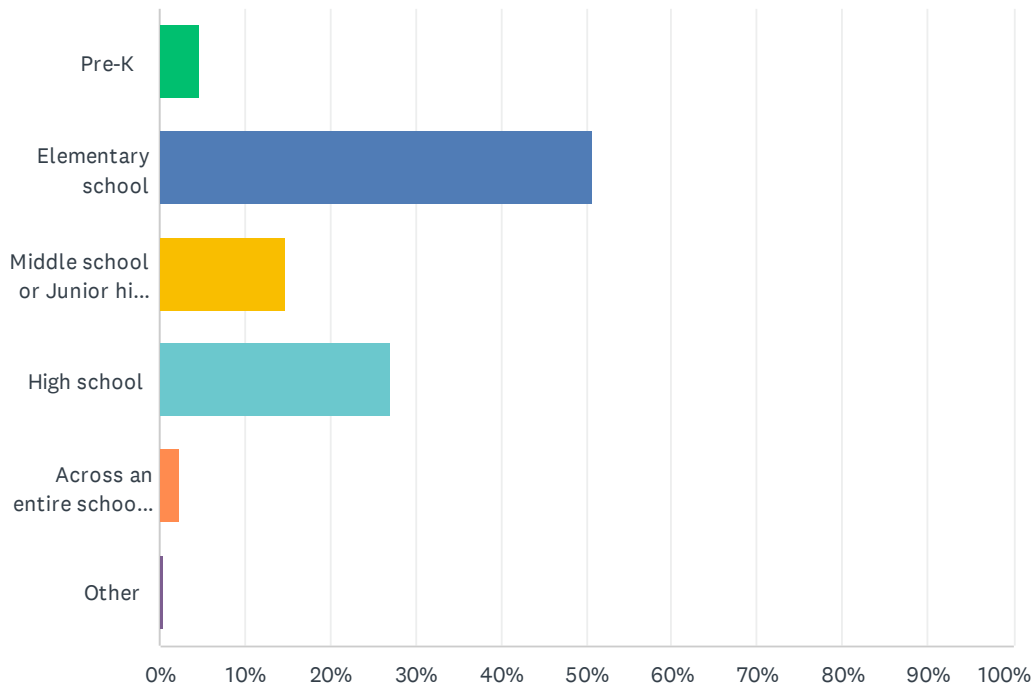
Answered: 297 Skipped: 1



ANSWER CHOICES	RESPONSES	
Pre K-12 certified classroom teacher	78.11%	232
Pre K-12 Education Support Professional	3.70%	11
Specialized instructional support personnel (certified counselor, nurse, psychologist, speech pathologist, social worker, librarian, occupational therapist, etc.)	16.84%	50
Other school professional	1.35%	4
TOTAL		297

Q2 Which of the following grade levels do you work with the most?

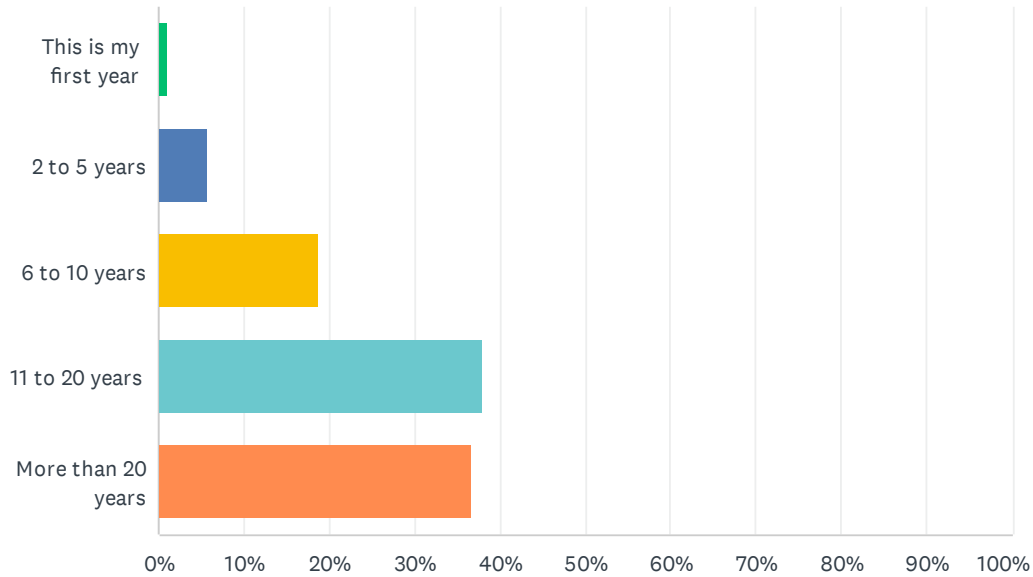
Answered: 298 Skipped: 0



ANSWER CHOICES	RESPONSES	
Pre-K	4.70%	14
Elementary school	50.67%	151
Middle school or Junior high school	14.77%	44
High school	27.18%	81
Across an entire school district or multiple districts	2.35%	7
Other	0.34%	1
TOTAL		298

Q3 How many total years, including this one, have you been an employee in any school or school system?

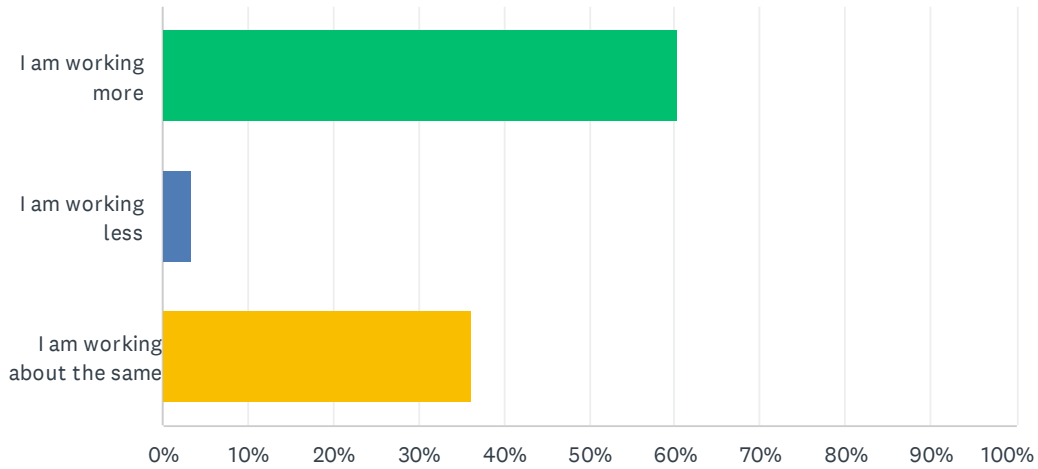
Answered: 298 Skipped: 0



ANSWER CHOICES	RESPONSES	
This is my first year	1.01%	3
2 to 5 years	5.70%	17
6 to 10 years	18.79%	56
11 to 20 years	37.92%	113
More than 20 years	36.58%	109
TOTAL		298

Q4 Are you working more than/less than/about the same as you did last year?

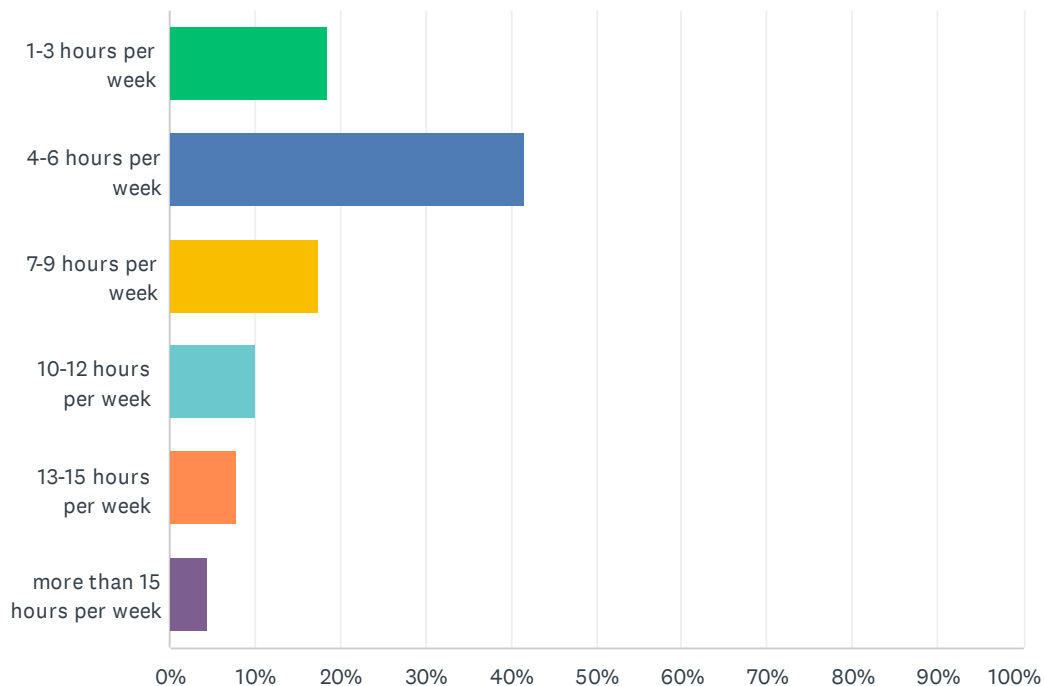
Answered: 295 Skipped: 3



ANSWER CHOICES	RESPONSES	
I am working more	60.34%	178
I am working less	3.39%	10
I am working about the same	36.27%	107
TOTAL		295

Q5 How many additional hours of work each week have been added to your typical workload?

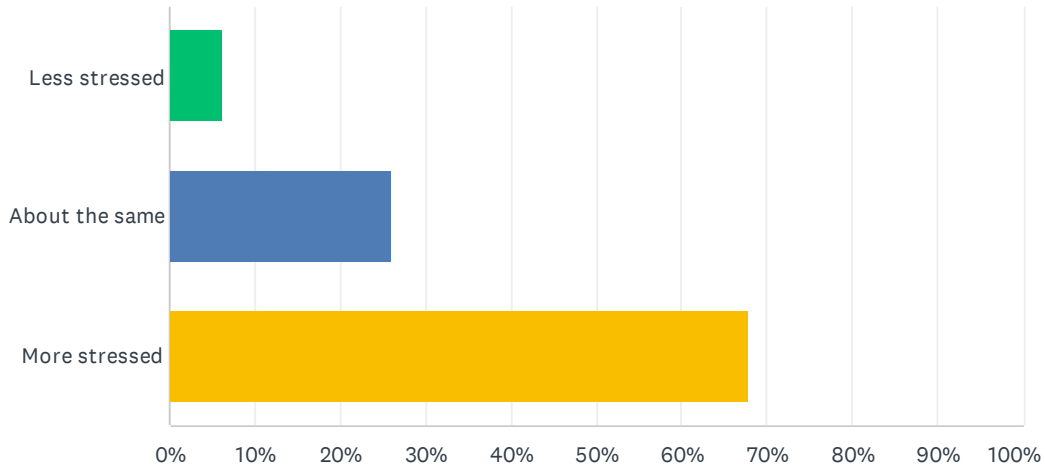
Answered: 178 Skipped: 120



ANSWER CHOICES	RESPONSES	
1-3 hours per week	18.54%	33
4-6 hours per week	41.57%	74
7-9 hours per week	17.42%	31
10-12 hours per week	10.11%	18
13-15 hours per week	7.87%	14
more than 15 hours per week	4.49%	8
TOTAL		178

Q6 How would you rate your personal stress level compared to last school year?

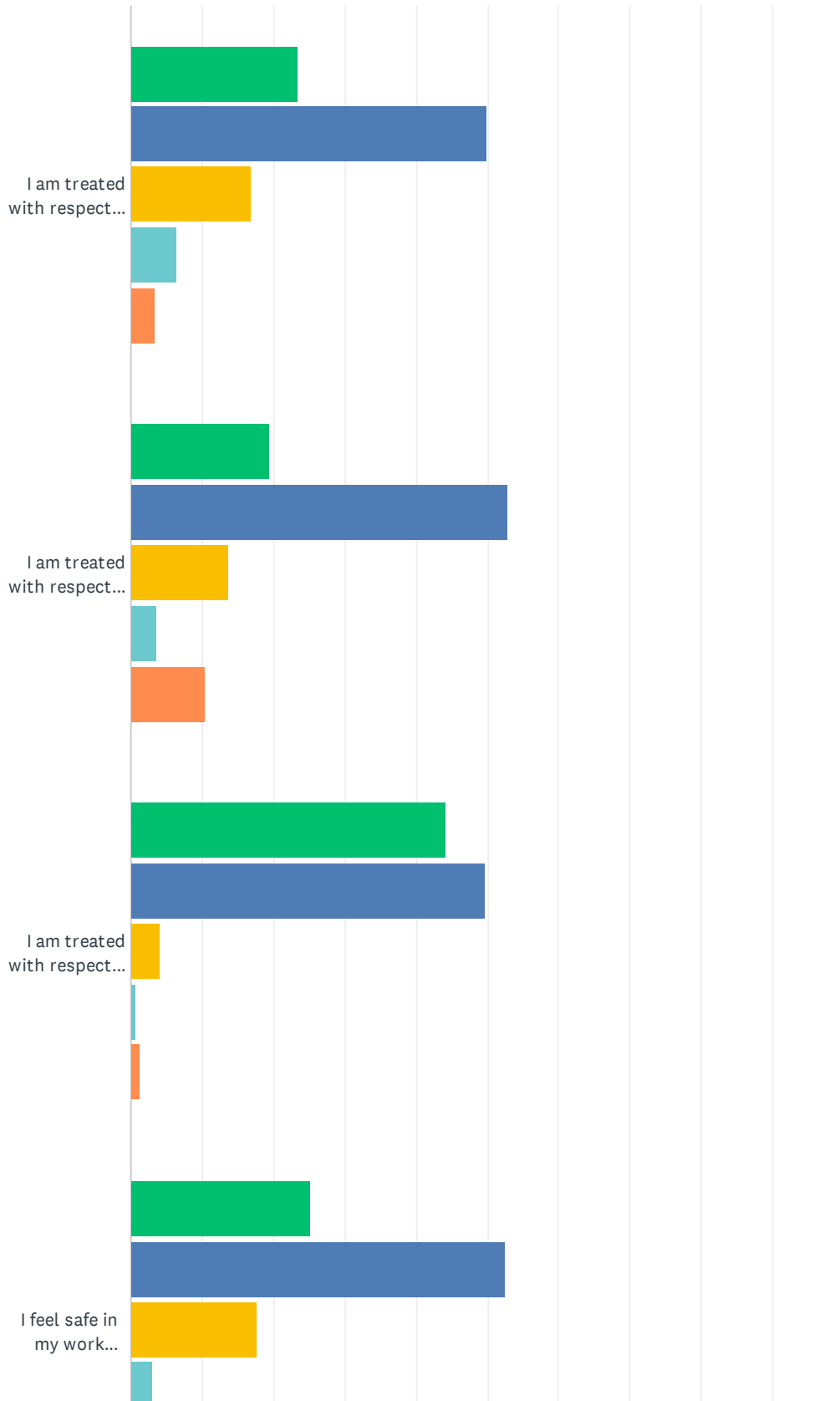
Answered: 295 Skipped: 3



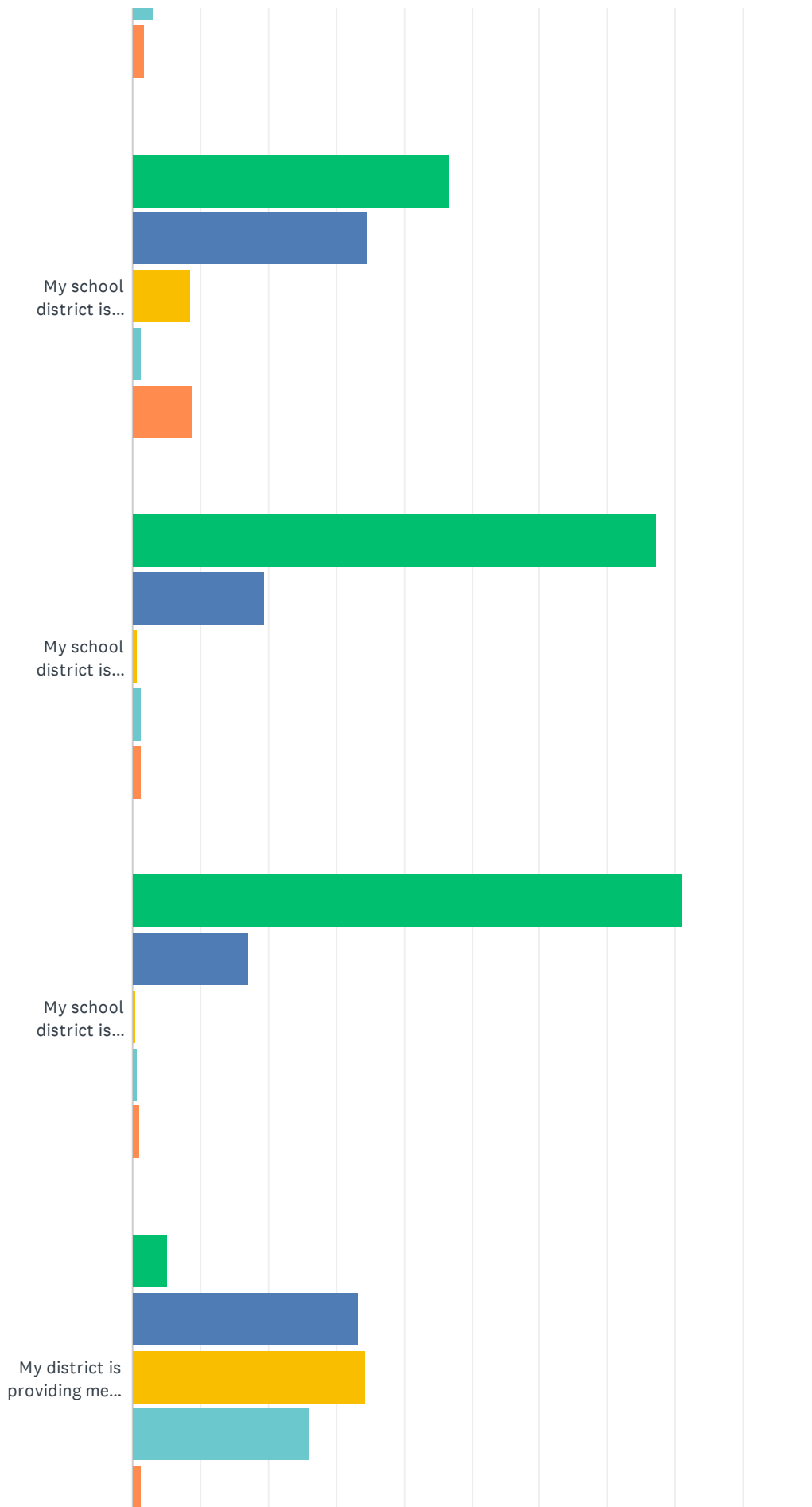
ANSWER CHOICES	RESPONSES
Less stressed	6.10% 18
About the same	26.10% 77
More stressed	67.80% 200
TOTAL	295

Q7 Please indicate how you feel regarding the following statements:

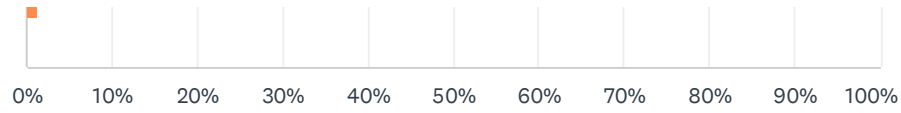
Answered: 295 Skipped: 3



2021-22 NSEA PK-12 Members Survey



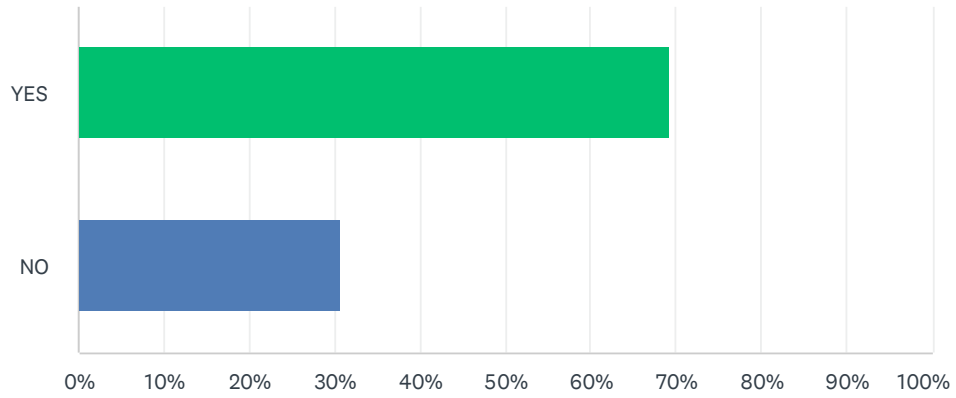
2021-22 NSEA PK-12 Members Survey



	STRONGLY AGREE	AGREE	DISAGREE	STRONGLY DISAGREE	DON'T KNOW	TOTAL	WEIGHTED AVERAGE
I am treated with respect by my school district administration	23.39% 69	49.83% 147	16.95% 50	6.44% 19	3.39% 10	295	2.17
I am treated with respect by my district school board	19.32% 57	52.88% 156	13.56% 40	3.73% 11	10.51% 31	295	2.33
I am treated with respect by my colleagues	44.22% 130	49.66% 146	4.08% 12	0.68% 2	1.36% 4	294	1.65
I feel safe in my work environment	25.08% 74	52.54% 155	17.63% 52	3.05% 9	1.69% 5	295	2.04
My school district is currently experiencing an employee shortage	46.78% 138	34.58% 102	8.47% 25	1.36% 4	8.81% 26	295	1.91
My school district is currently experiencing a para shortage	77.29% 228	19.32% 57	0.68% 2	1.36% 4	1.36% 4	295	1.30
My school district is currently experiencing a substitute teacher shortage	80.95% 238	17.01% 50	0.34% 1	0.68% 2	1.02% 3	294	1.24
My district is providing me with the planning time necessary to do my job	5.08% 15	33.22% 98	34.24% 101	26.10% 77	1.36% 4	295	2.85

Q8 Have you had to cover classes for colleagues?

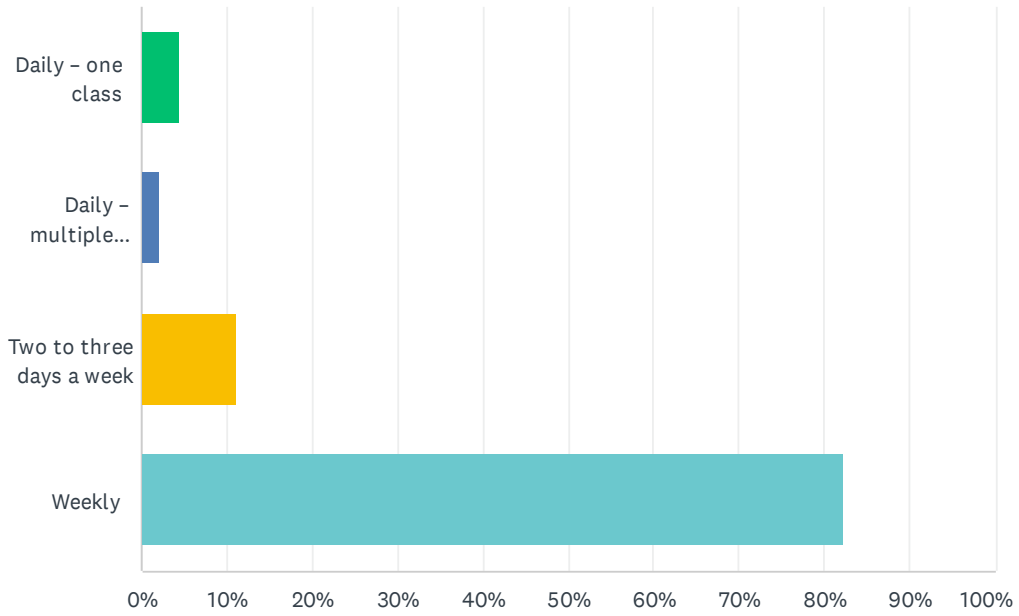
Answered: 294 Skipped: 4



ANSWER CHOICES	RESPONSES	
YES	69.39%	204
NO	30.61%	90
TOTAL		294

Q9 If so, how often?

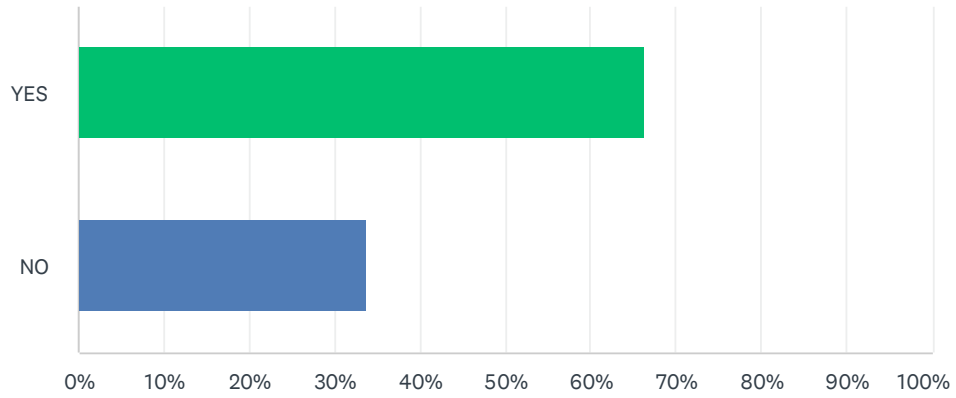
Answered: 181 Skipped: 117



ANSWER CHOICES	RESPONSES	
Daily - one class	4.42%	8
Daily - multiple classes	2.21%	4
Two to three days a week	11.05%	20
Weekly	82.32%	149
TOTAL		181

Q10 Have you personally experienced an increase in mental health concerns?

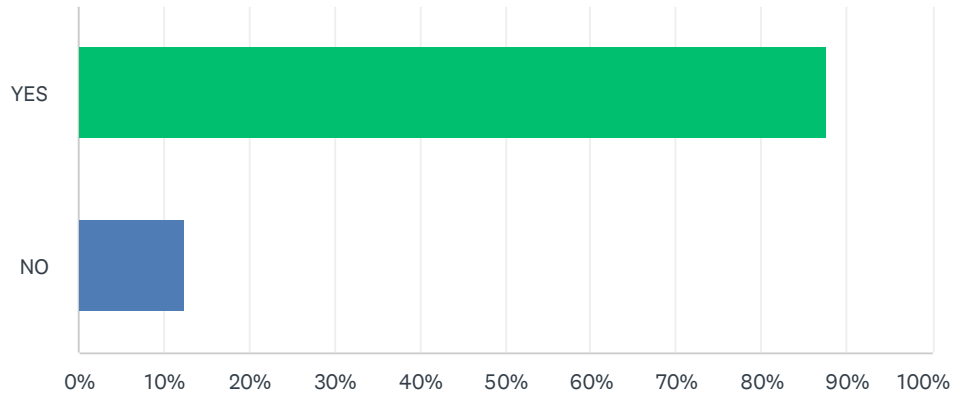
Answered: 291 Skipped: 7



ANSWER CHOICES	RESPONSES	
YES	66.32%	193
NO	33.68%	98
TOTAL		291

Q11 Have you experienced an increase in student mental health concerns?

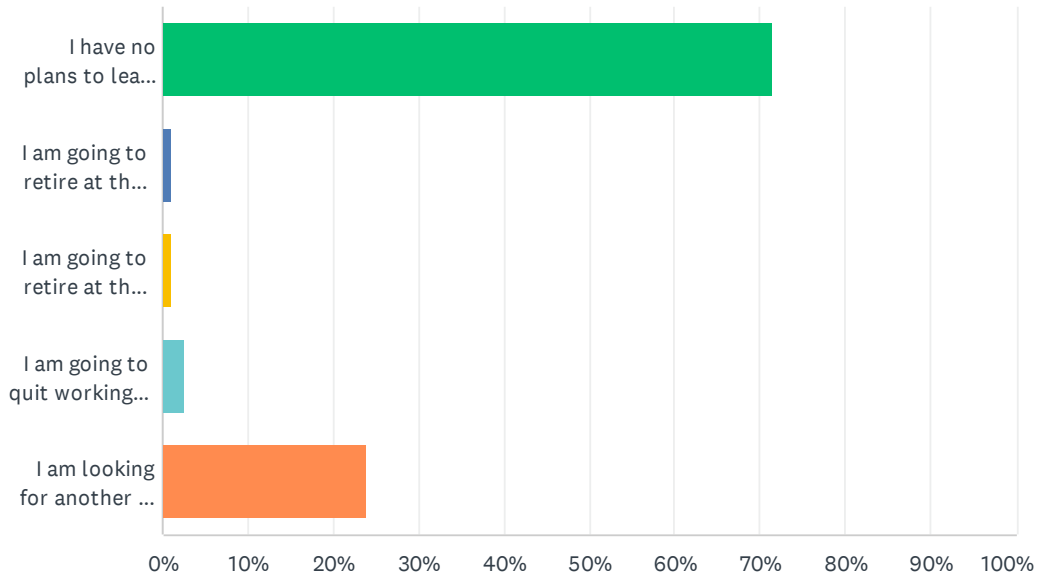
Answered: 292 Skipped: 6



ANSWER CHOICES	RESPONSES	
YES	87.67%	256
NO	12.33%	36
TOTAL		292

Q12 How has the COVID-19 pandemic affected your long-term professional planning?

Answered: 273 Skipped: 25



ANSWER CHOICES	RESPONSES	
I have no plans to leave education in the next 5 years.	71.43%	195
I am going to retire at the end of this school year because of the pandemic.	1.10%	3
I am going to retire at the end of this school year, but NOT because of the pandemic.	1.10%	3
I am going to quit working in education at the end of this school year.	2.56%	7
I am looking for another job and will leave teaching as soon as I find one.	23.81%	65
TOTAL		273