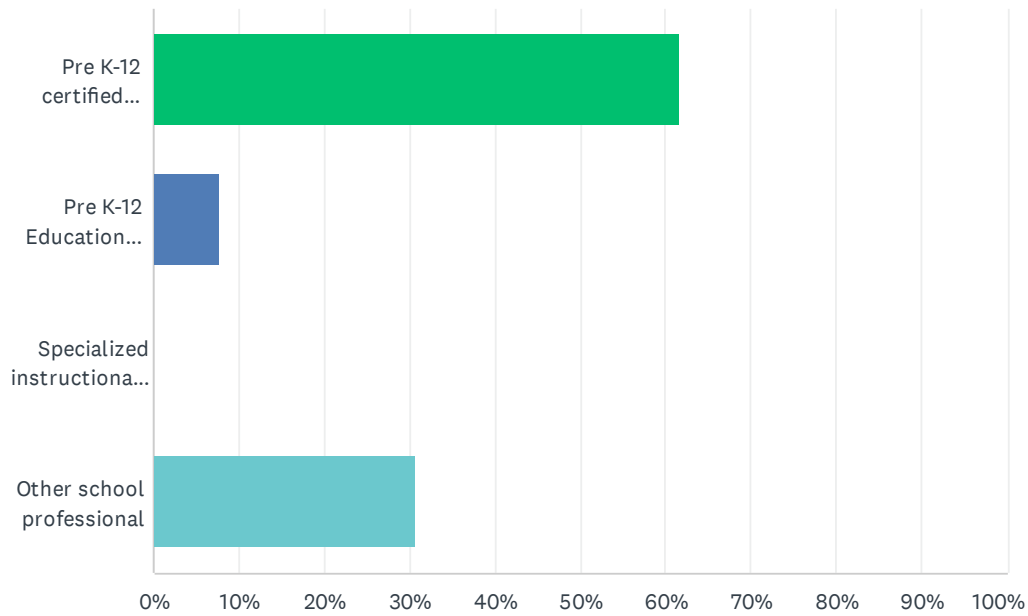


Q1 Which of the following best describes your job?

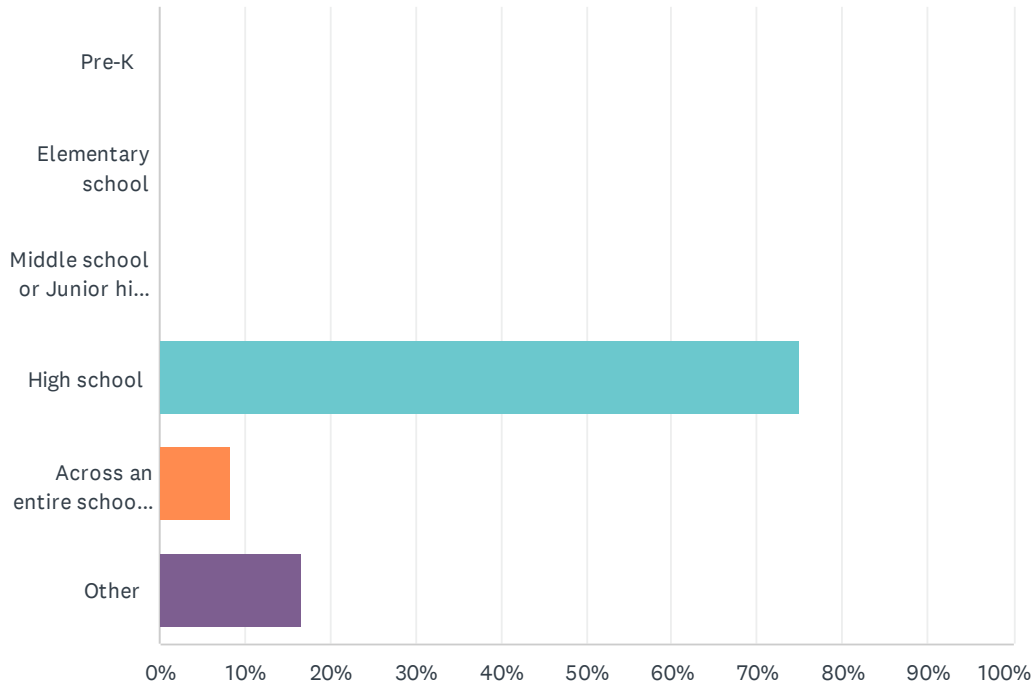
Answered: 13 Skipped: 0



ANSWER CHOICES	RESPONSES	
Pre K-12 certified classroom teacher	61.54%	8
Pre K-12 Education Support Professional	7.69%	1
Specialized instructional support personnel (certified counselor, nurse, psychologist, speech pathologist, social worker, librarian, occupational therapist, etc.)	0.00%	0
Other school professional	30.77%	4
TOTAL		13

Q2 Which of the following grade levels do you work with the most?

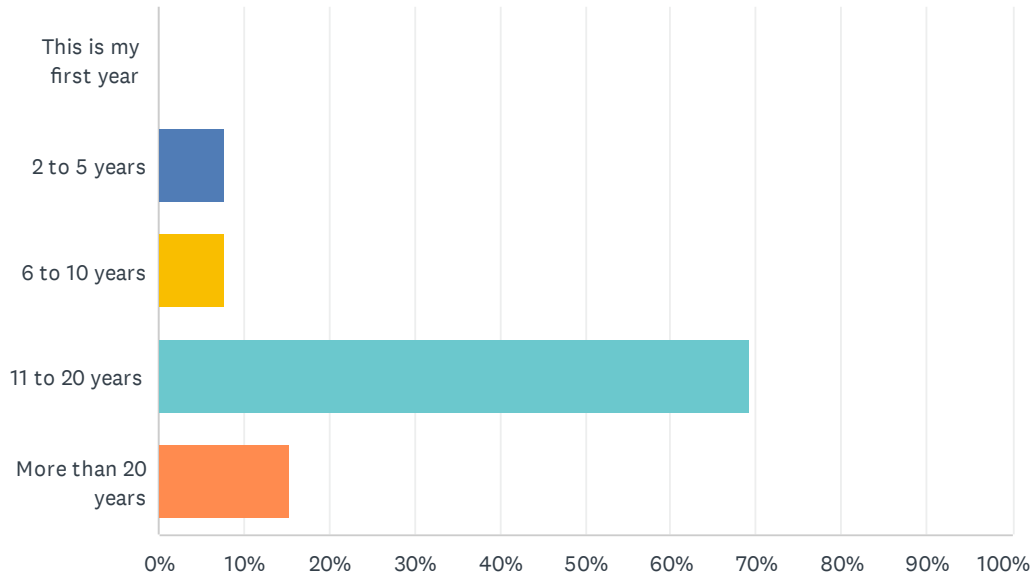
Answered: 12 Skipped: 1



ANSWER CHOICES	RESPONSES	
Pre-K	0.00%	0
Elementary school	0.00%	0
Middle school or Junior high school	0.00%	0
High school	75.00%	9
Across an entire school district or multiple districts	8.33%	1
Other	16.67%	2
TOTAL		12

Q3 How many total years, including this one, have you been an employee in any school or school system?

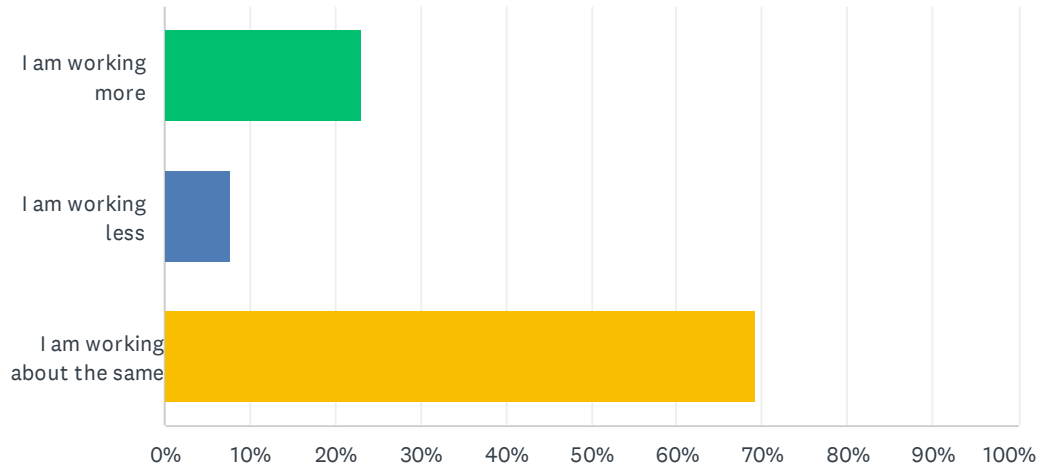
Answered: 13 Skipped: 0



ANSWER CHOICES	RESPONSES	
This is my first year	0.00%	0
2 to 5 years	7.69%	1
6 to 10 years	7.69%	1
11 to 20 years	69.23%	9
More than 20 years	15.38%	2
TOTAL		13

Q4 Are you working more than/less than/about the same as you did last year?

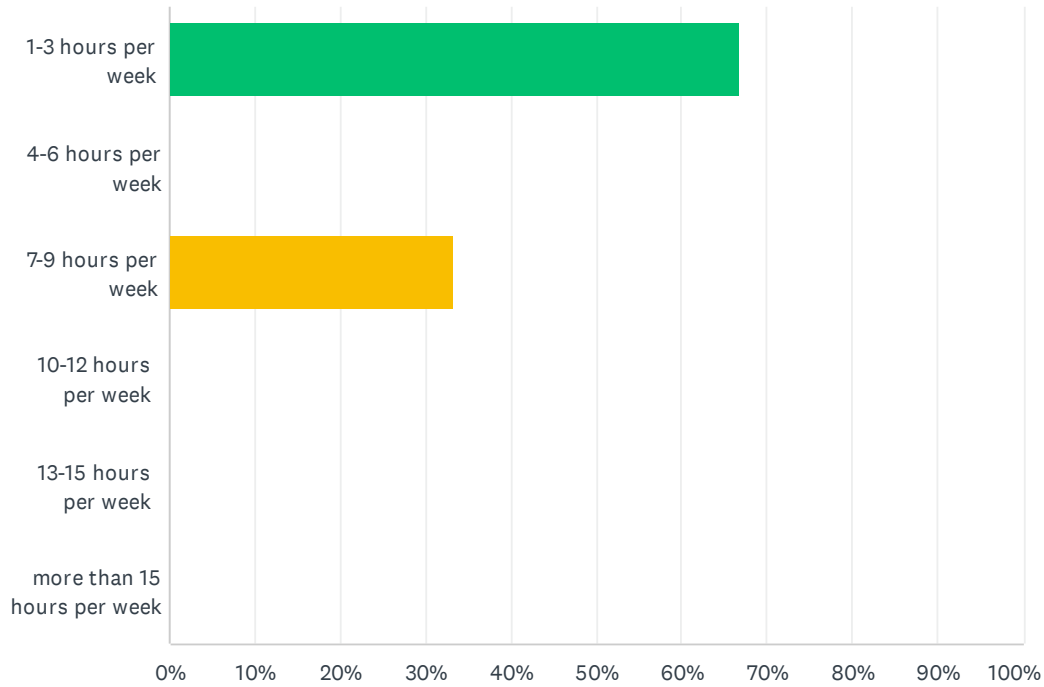
Answered: 13 Skipped: 0



ANSWER CHOICES	RESPONSES
I am working more	23.08% 3
I am working less	7.69% 1
I am working about the same	69.23% 9
TOTAL	13

Q5 How many additional hours of work each week have been added to your typical workload?

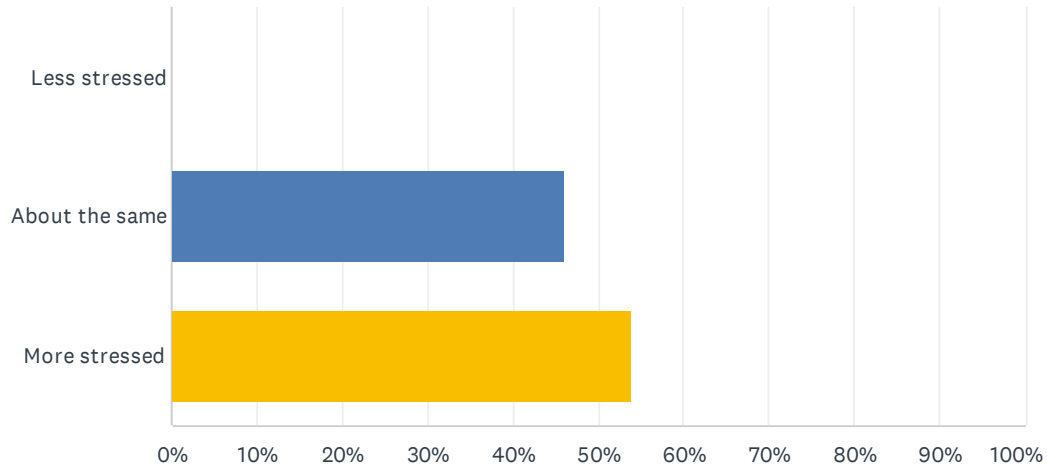
Answered: 3 Skipped: 10



ANSWER CHOICES	RESPONSES	
1-3 hours per week	66.67%	2
4-6 hours per week	0.00%	0
7-9 hours per week	33.33%	1
10-12 hours per week	0.00%	0
13-15 hours per week	0.00%	0
more than 15 hours per week	0.00%	0
TOTAL		3

Q6 How would you rate your personal stress level compared to last school year?

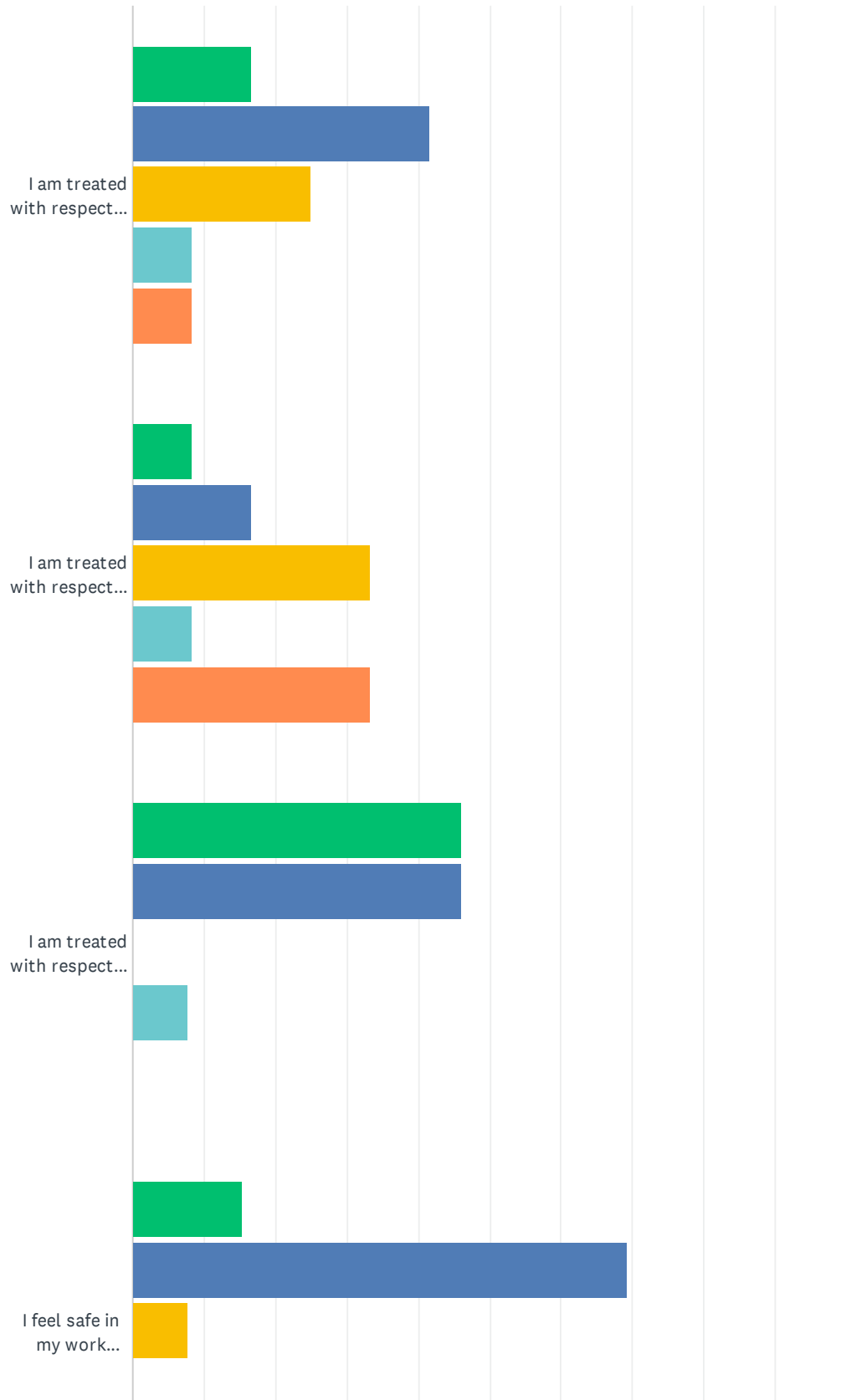
Answered: 13 Skipped: 0



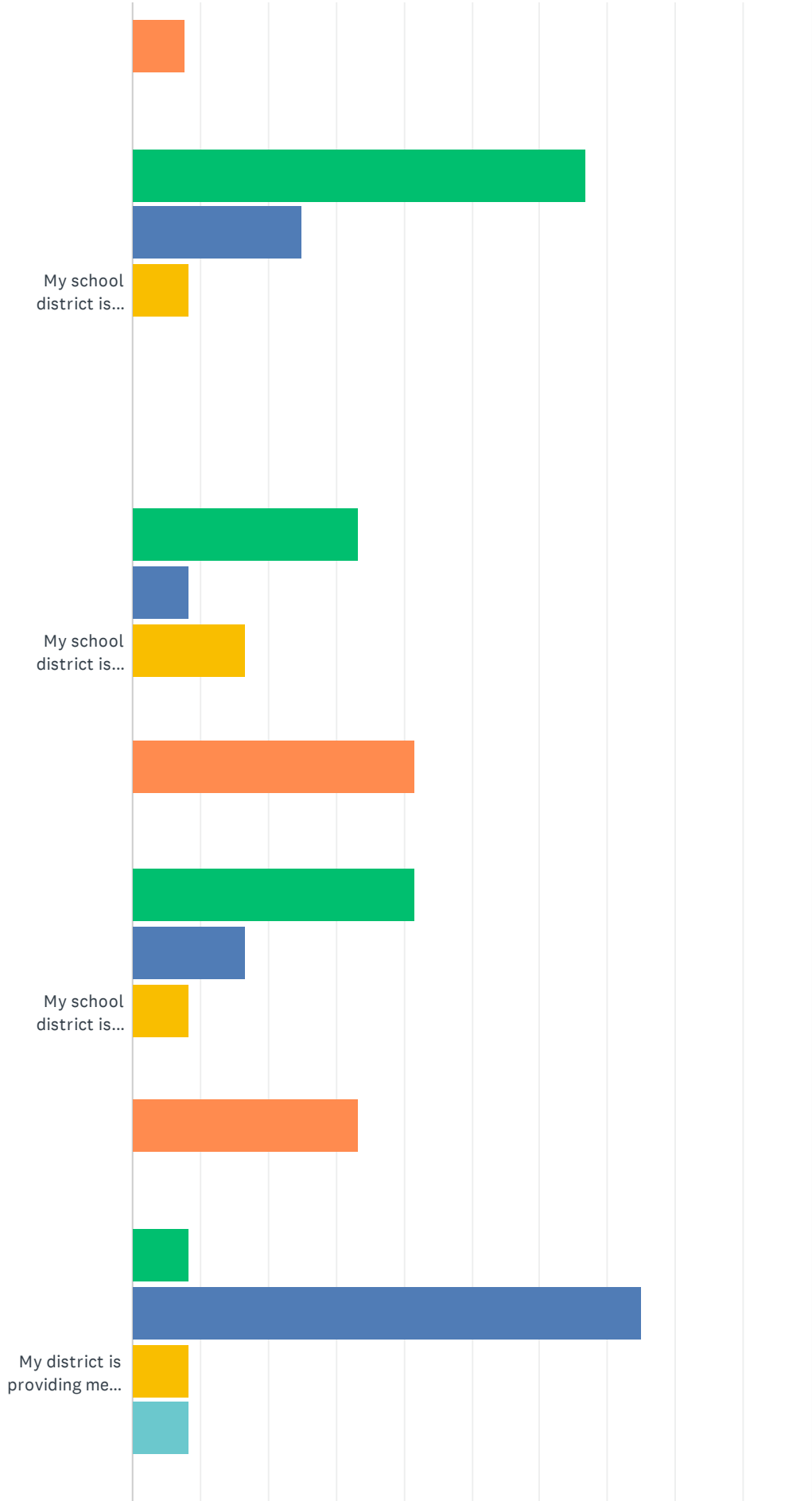
ANSWER CHOICES	RESPONSES
Less stressed	0.00% 0
About the same	46.15% 6
More stressed	53.85% 7
TOTAL	13

Q7 Please indicate how you feel regarding the following statements:

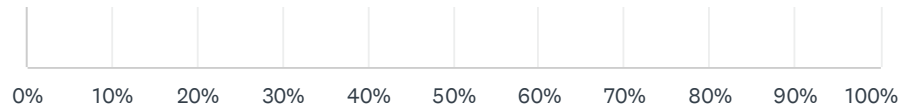
Answered: 13 Skipped: 0



2021-22 NSEA PK-12 Members Survey



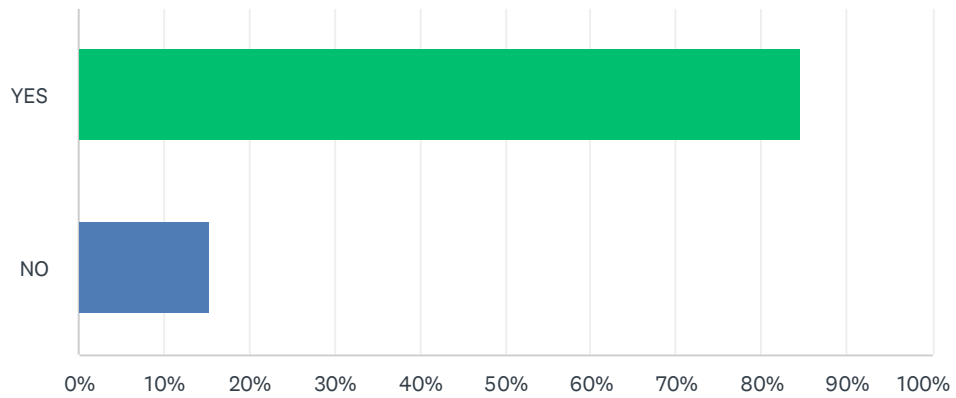
2021-22 NSEA PK-12 Members Survey



	STRONGLY AGREE	AGREE	DISAGREE	STRONGLY DISAGREE	DON'T KNOW	TOTAL	WEIGHTED AVERAGE
I am treated with respect by my school district administration	16.67% 2	41.67% 5	25.00% 3	8.33% 1	8.33% 1	12	2.50
I am treated with respect by my district school board	8.33% 1	16.67% 2	33.33% 4	8.33% 1	33.33% 4	12	3.42
I am treated with respect by my colleagues	46.15% 6	46.15% 6	0.00% 0	7.69% 1	0.00% 0	13	1.69
I feel safe in my work environment	15.38% 2	69.23% 9	7.69% 1	0.00% 0	7.69% 1	13	2.15
My school district is currently experiencing an employee shortage	66.67% 8	25.00% 3	8.33% 1	0.00% 0	0.00% 0	12	1.42
My school district is currently experiencing a para shortage	33.33% 4	8.33% 1	16.67% 2	0.00% 0	41.67% 5	12	3.08
My school district is currently experiencing a substitute teacher shortage	41.67% 5	16.67% 2	8.33% 1	0.00% 0	33.33% 4	12	2.67
My district is providing me with the planning time necessary to do my job	8.33% 1	75.00% 9	8.33% 1	8.33% 1	0.00% 0	12	2.17

Q8 Have you had to cover classes for colleagues?

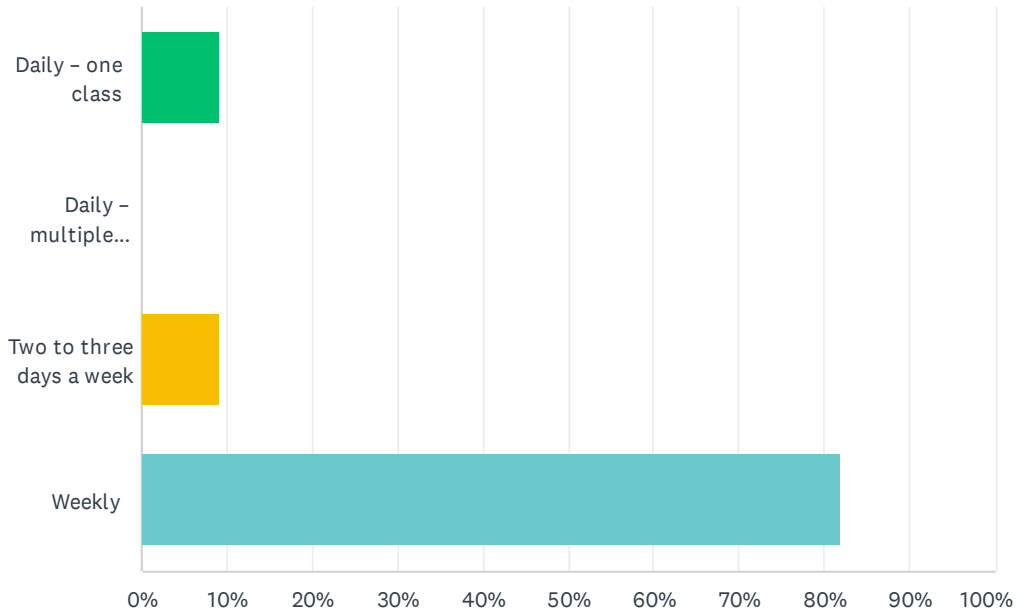
Answered: 13 Skipped: 0



ANSWER CHOICES	RESPONSES	
YES	84.62%	11
NO	15.38%	2
TOTAL		13

Q9 If so, how often?

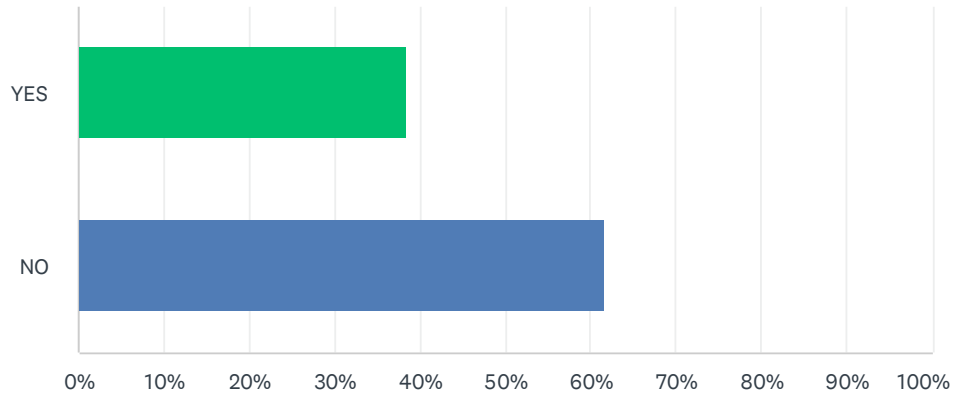
Answered: 11 Skipped: 2



ANSWER CHOICES	RESPONSES
Daily - one class	9.09% 1
Daily - multiple classes	0.00% 0
Two to three days a week	9.09% 1
Weekly	81.82% 9
TOTAL	11

Q10 Have you personally experienced an increase in mental health concerns?

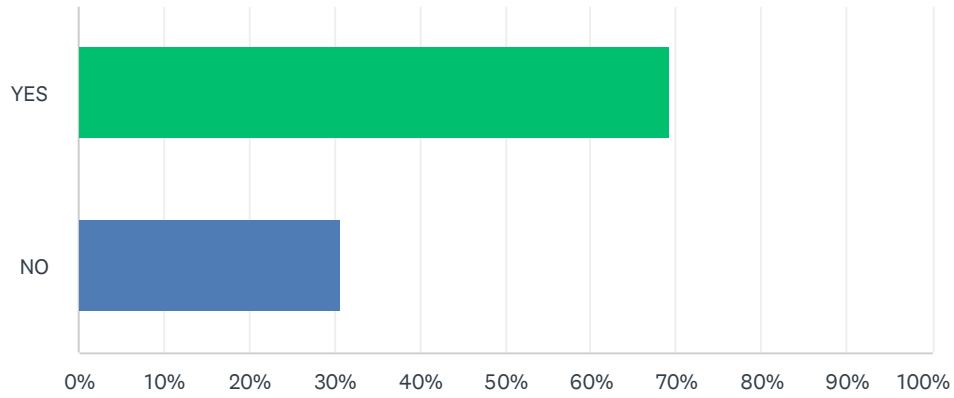
Answered: 13 Skipped: 0



ANSWER CHOICES	RESPONSES	
YES	38.46%	5
NO	61.54%	8
TOTAL		13

Q11 Have you experienced an increase in student mental health concerns?

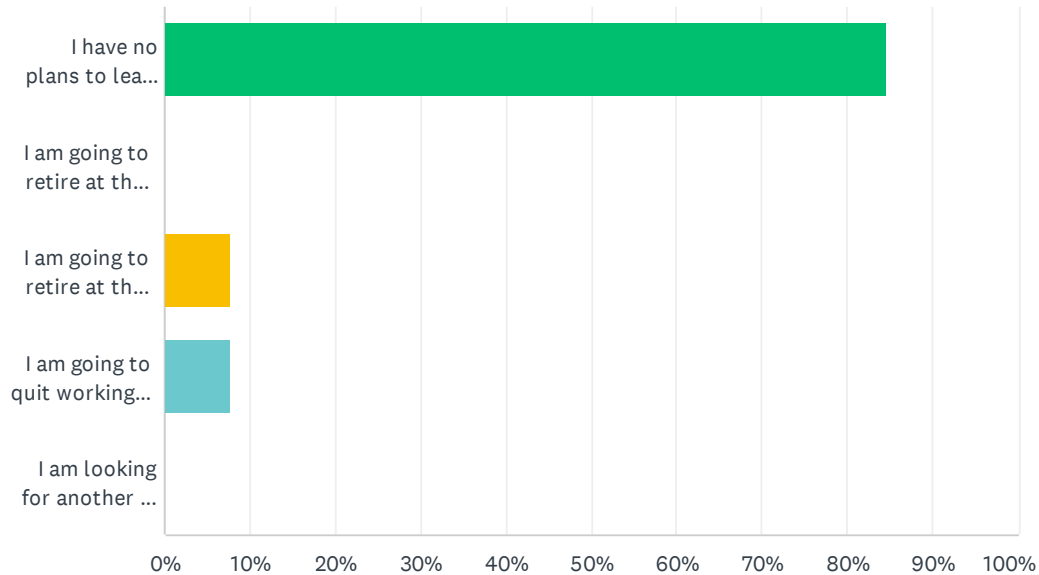
Answered: 13 Skipped: 0



ANSWER CHOICES	RESPONSES	
YES	69.23%	9
NO	30.77%	4
TOTAL		13

Q12 How has the COVID-19 pandemic affected your long-term professional planning?

Answered: 13 Skipped: 0



ANSWER CHOICES	RESPONSES	
I have no plans to leave education in the next 5 years.	84.62%	11
I am going to retire at the end of this school year because of the pandemic.	0.00%	0
I am going to retire at the end of this school year, but NOT because of the pandemic.	7.69%	1
I am going to quit working in education at the end of this school year.	7.69%	1
I am looking for another job and will leave teaching as soon as I find one.	0.00%	0
TOTAL		13