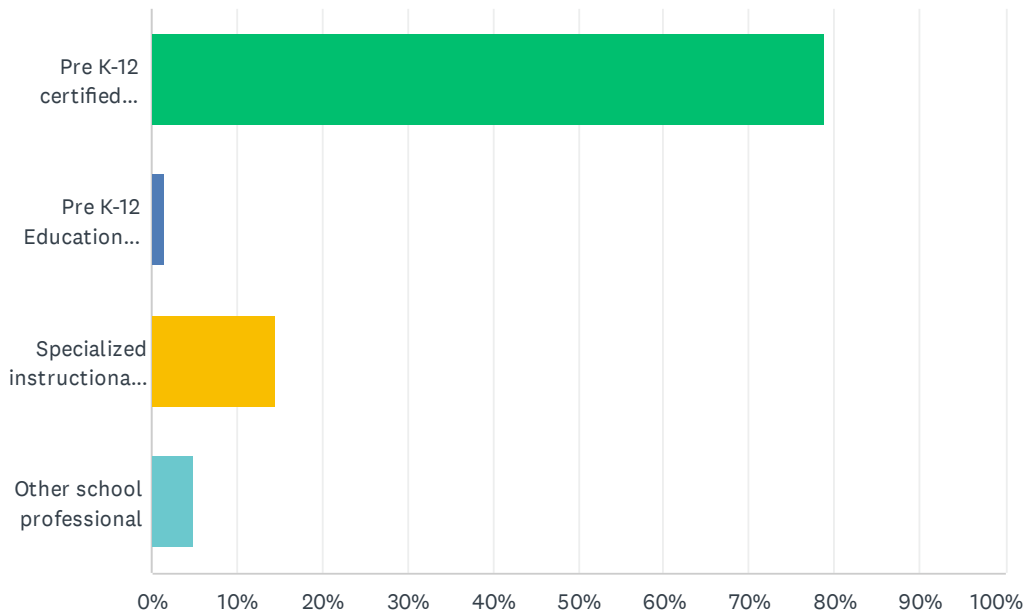


Q1 Which of the following best describes your job?

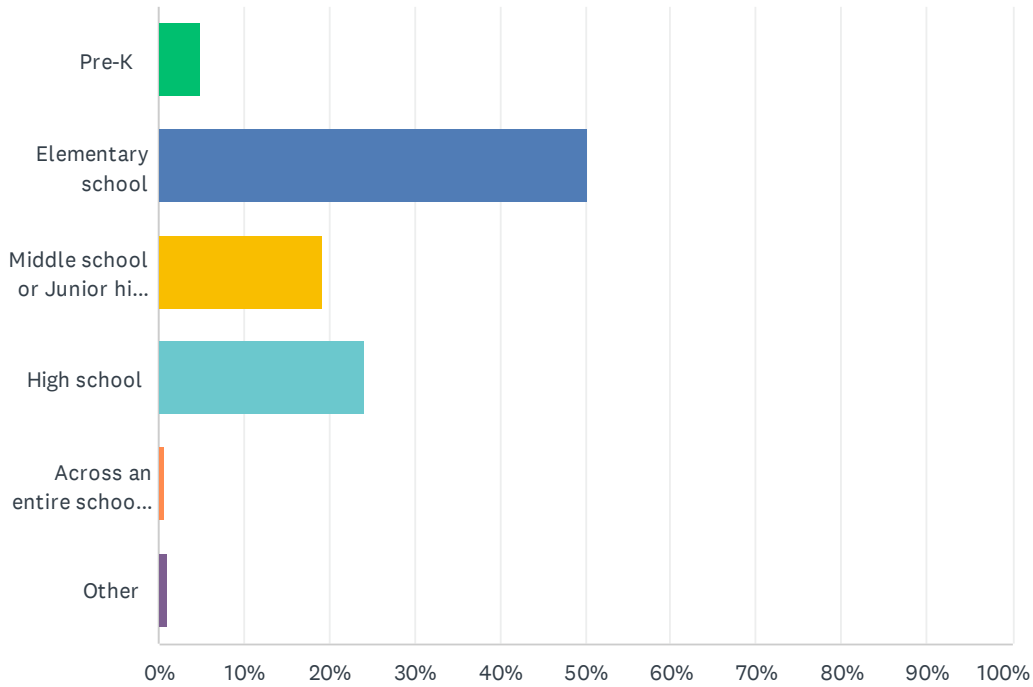
Answered: 665 Skipped: 0



ANSWER CHOICES	RESPONSES	
Pre K-12 certified classroom teacher	78.95%	525
Pre K-12 Education Support Professional	1.50%	10
Specialized instructional support personnel (certified counselor, nurse, psychologist, speech pathologist, social worker, librarian, occupational therapist, etc.)	14.59%	97
Other school professional	4.96%	33
TOTAL		665

Q2 Which of the following grade levels do you work with the most?

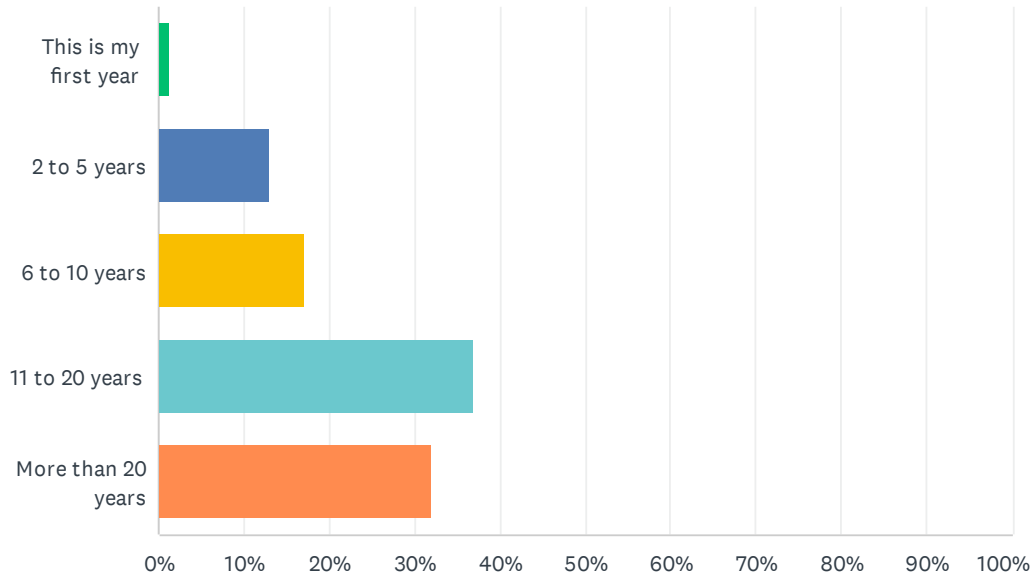
Answered: 665 Skipped: 0



ANSWER CHOICES	RESPONSES	
Pre-K	4.81%	32
Elementary school	50.23%	334
Middle school or Junior high school	19.25%	128
High school	24.06%	160
Across an entire school district or multiple districts	0.60%	4
Other	1.05%	7
TOTAL		665

Q3 How many total years, including this one, have you been an employee in any school or school system?

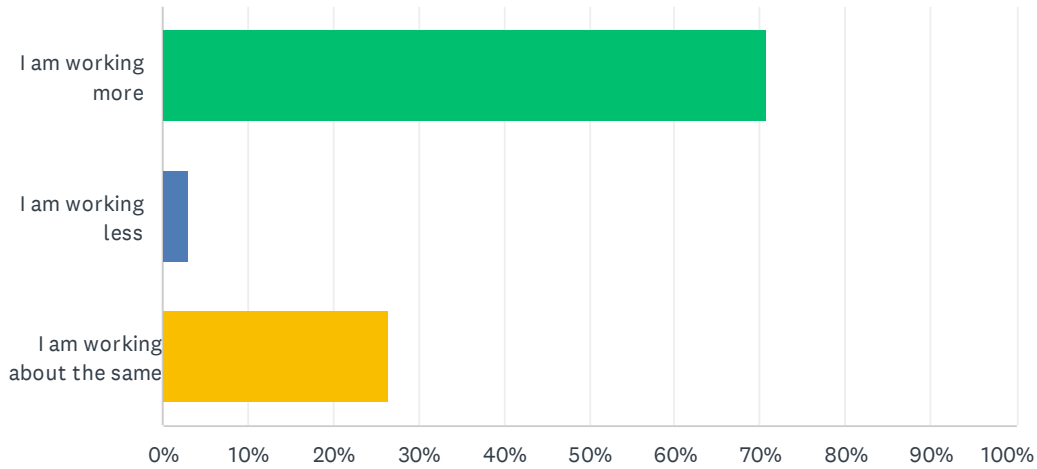
Answered: 665 Skipped: 0



ANSWER CHOICES	RESPONSES	
This is my first year	1.20%	8
2 to 5 years	12.93%	86
6 to 10 years	16.99%	113
11 to 20 years	36.99%	246
More than 20 years	31.88%	212
TOTAL		665

Q4 Are you working more than/less than/about the same as you did last year?

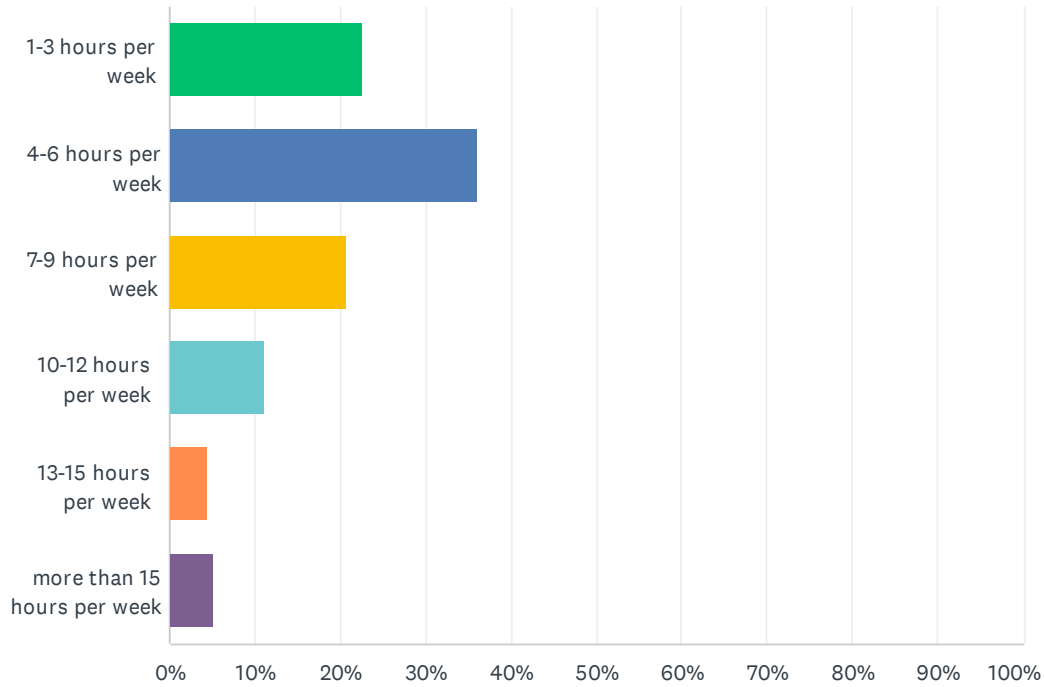
Answered: 656 Skipped: 9



ANSWER CHOICES	RESPONSES	
I am working more	70.73%	464
I am working less	2.90%	19
I am working about the same	26.37%	173
TOTAL		656

Q5 How many additional hours of work each week have been added to your typical workload?

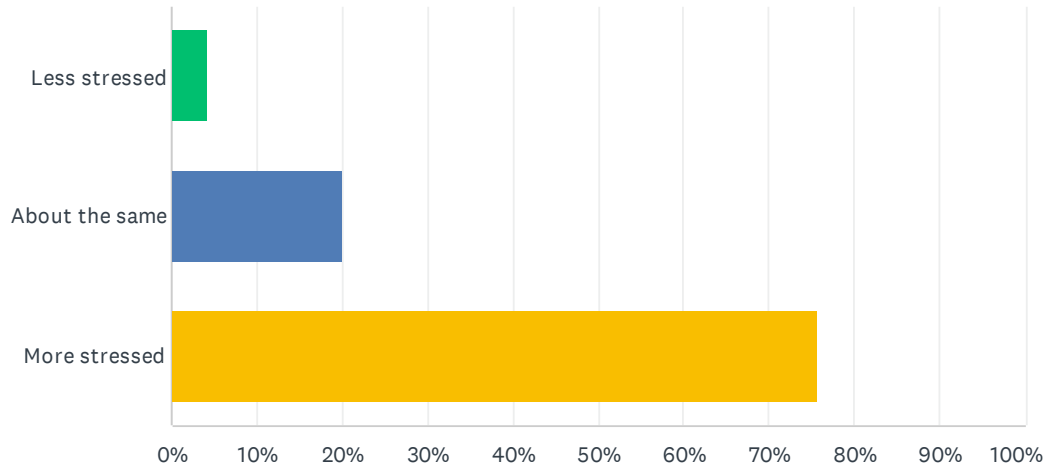
Answered: 464 Skipped: 201



ANSWER CHOICES	RESPONSES	
1-3 hours per week	22.63%	105
4-6 hours per week	35.99%	167
7-9 hours per week	20.69%	96
10-12 hours per week	10.99%	51
13-15 hours per week	4.53%	21
more than 15 hours per week	5.17%	24
TOTAL		464

Q6 How would you rate your personal stress level compared to last school year?

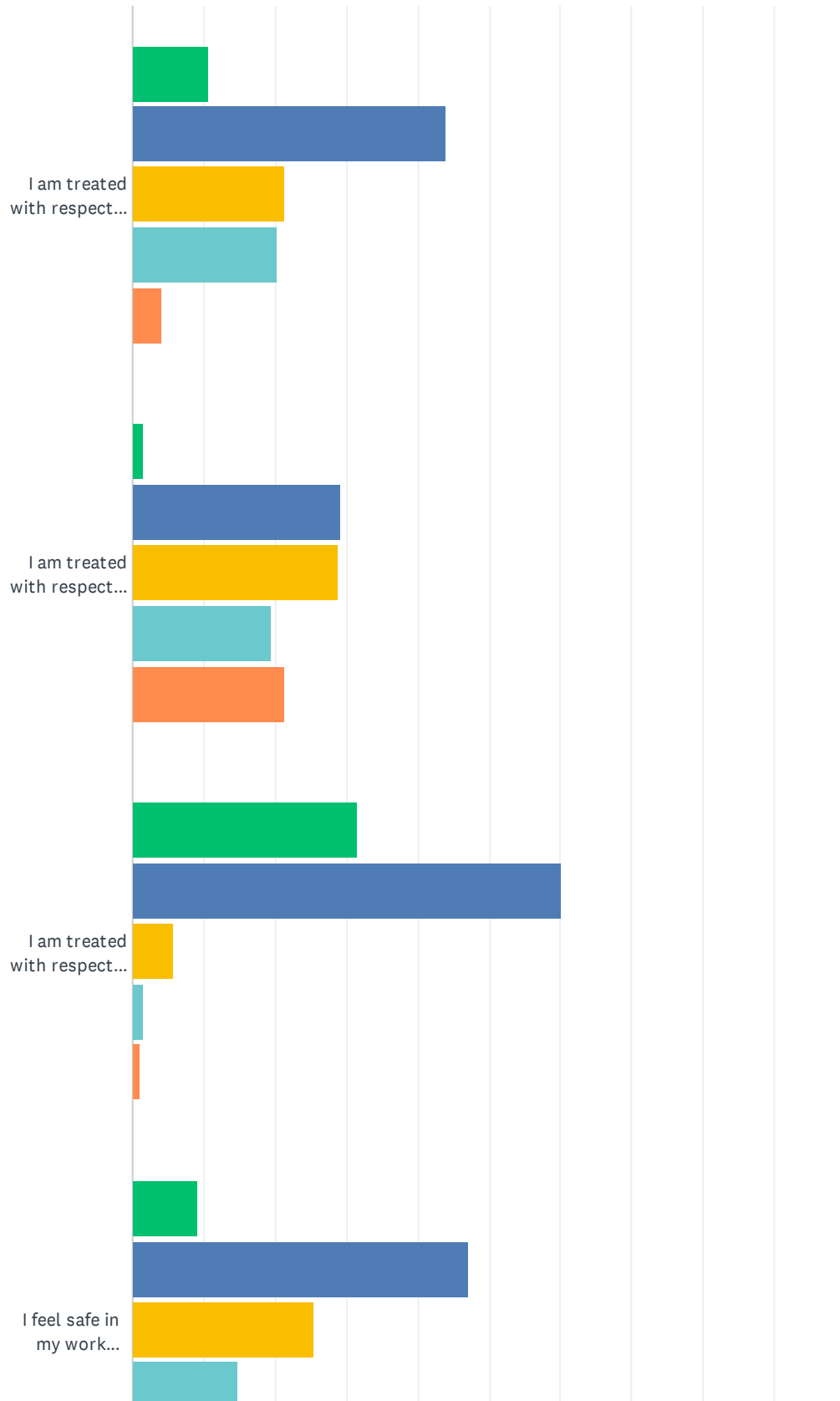
Answered: 655 Skipped: 10



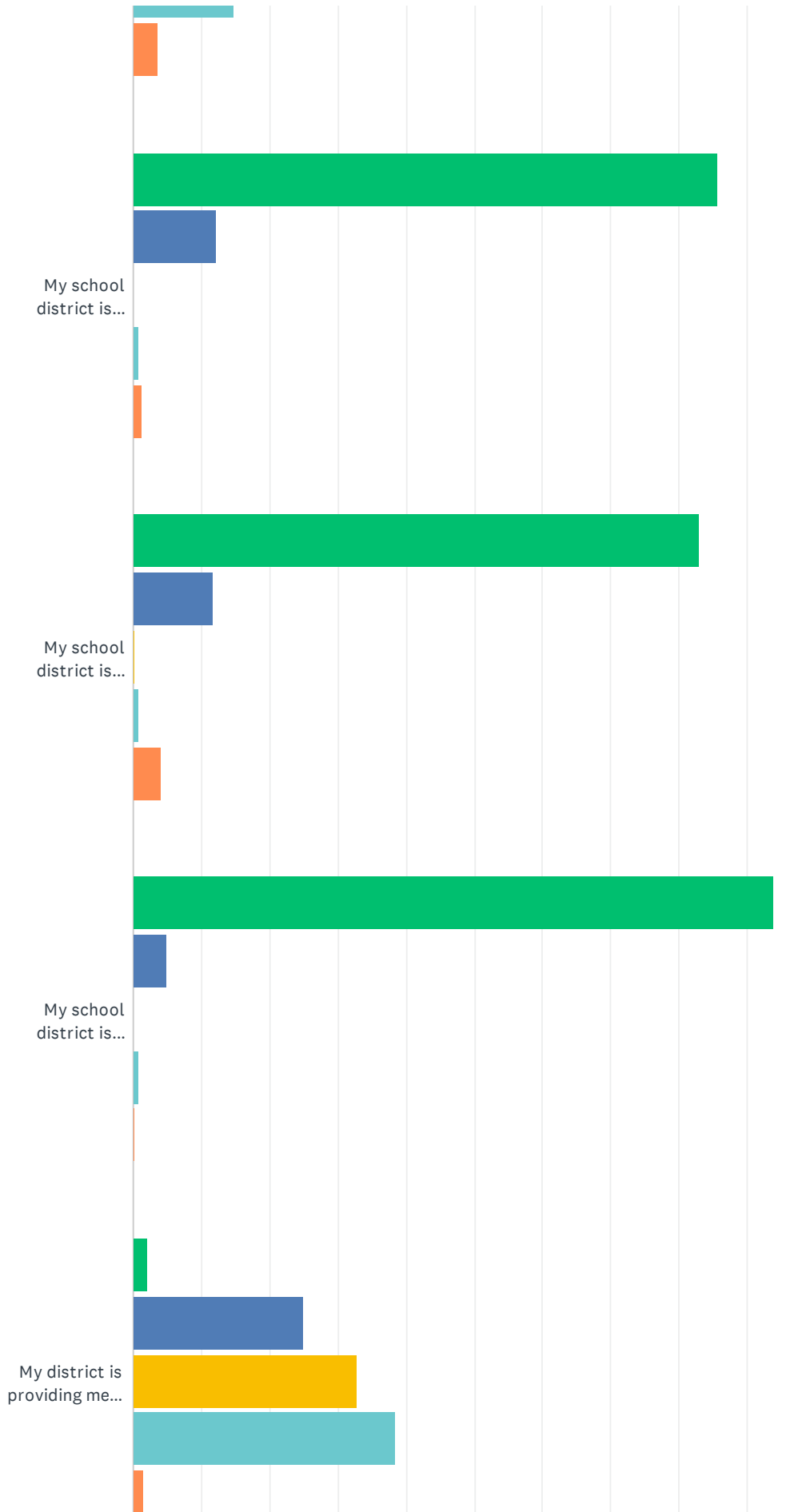
ANSWER CHOICES	RESPONSES
Less stressed	4.27% 28
About the same	20.00% 131
More stressed	75.73% 496
TOTAL	655

Q7 Please indicate how you feel regarding the following statements:

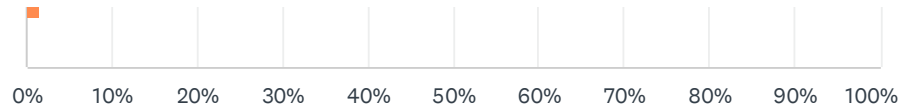
Answered: 654 Skipped: 11



2021-22 NSEA PK-12 Members Survey



2021-22 NSEA PK-12 Members Survey

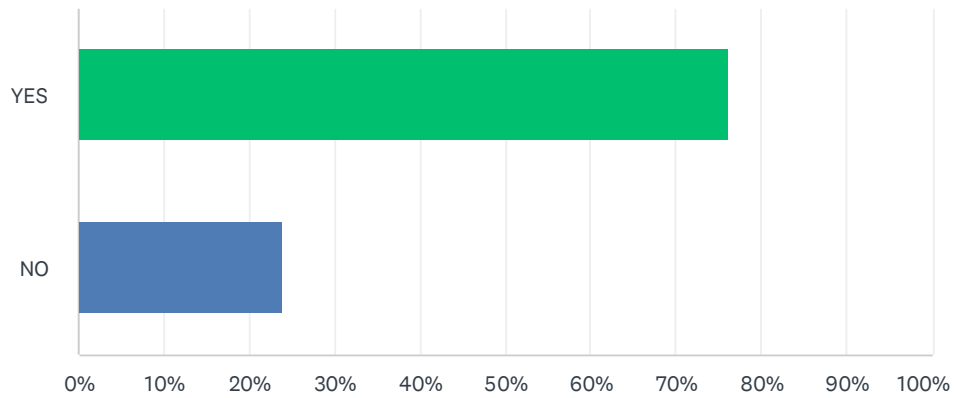


■ Strongly Agree ■ Agree ■ Disagree
■ Strongly Disagree ■ Don't Know

	STRONGLY AGREE	AGREE	DISAGREE	STRONGLY DISAGREE	DON'T KNOW	TOTAL	WEIGHTED AVERAGE
I am treated with respect by my school district administration	10.62% 69	43.85% 285	21.23% 138	20.15% 131	4.15% 27	650	2.63
I am treated with respect by my district school board	1.53% 10	29.14% 190	28.68% 187	19.33% 126	21.32% 139	652	3.30
I am treated with respect by my colleagues	31.60% 206	60.12% 392	5.67% 37	1.53% 10	1.07% 7	652	1.80
I feel safe in my work environment	9.19% 60	47.17% 308	25.42% 166	14.70% 96	3.52% 23	653	2.56
My school district is currently experiencing an employee shortage	85.74% 559	12.12% 79	0.00% 0	0.92% 6	1.23% 8	652	1.20
My school district is currently experiencing a para shortage	82.87% 542	11.77% 77	0.31% 2	0.92% 6	4.13% 27	654	1.32
My school district is currently experiencing a substitute teacher shortage	93.88% 614	4.89% 32	0.00% 0	0.92% 6	0.31% 2	654	1.09
My district is providing me with the planning time necessary to do my job	2.14% 14	24.96% 163	32.92% 215	38.44% 251	1.53% 10	653	3.12

Q8 Have you had to cover classes for colleagues?

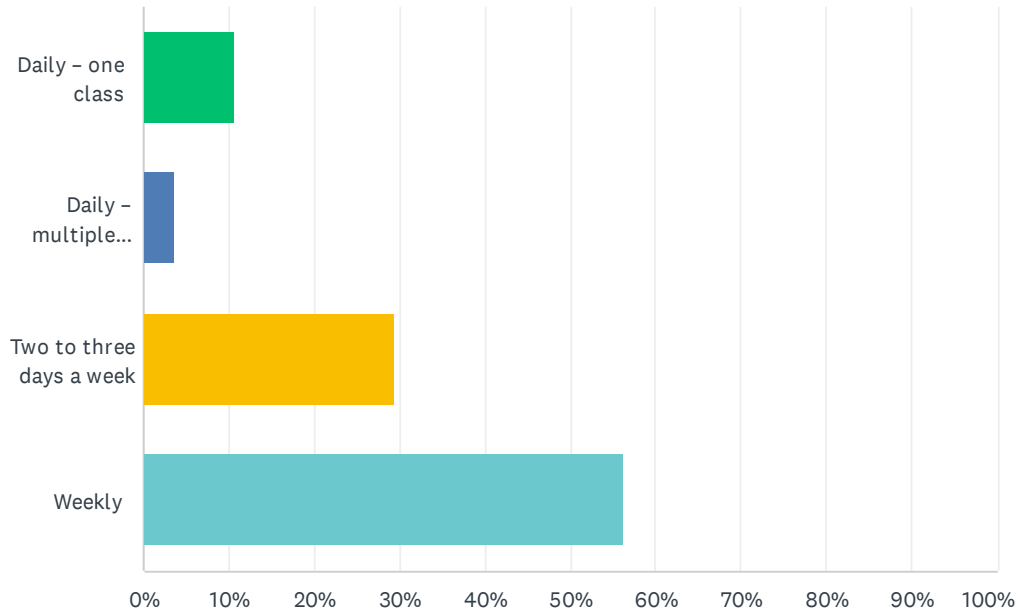
Answered: 651 Skipped: 14



ANSWER CHOICES	RESPONSES	
YES	76.19%	496
NO	23.81%	155
TOTAL		651

Q9 If so, how often?

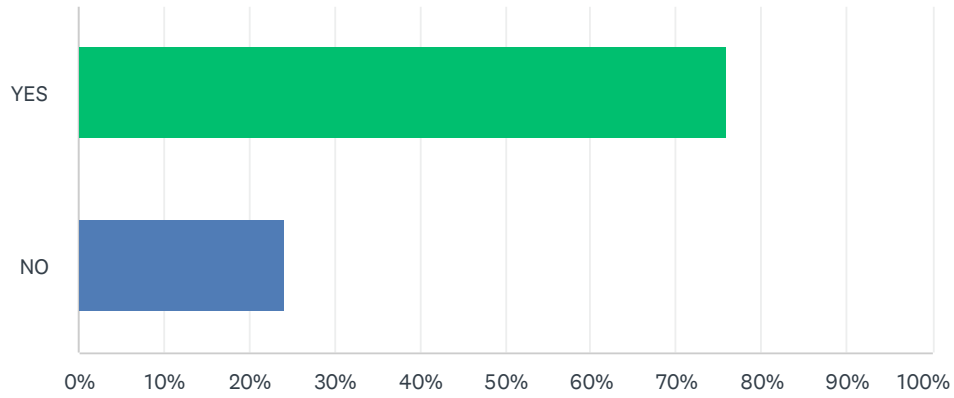
Answered: 464 Skipped: 201



ANSWER CHOICES	RESPONSES
Daily – one class	10.56% 49
Daily – multiple classes	3.66% 17
Two to three days a week	29.53% 137
Weekly	56.25% 261
TOTAL	464

Q10 Have you personally experienced an increase in mental health concerns?

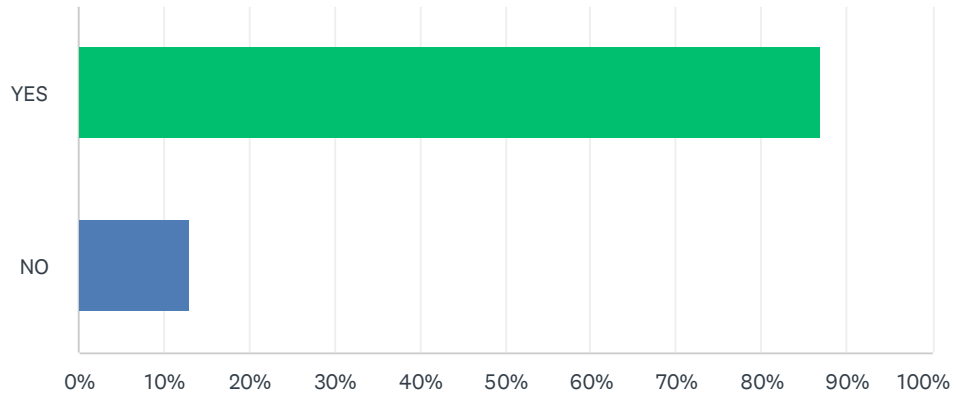
Answered: 647 Skipped: 18



ANSWER CHOICES	RESPONSES	
YES	75.89%	491
NO	24.11%	156
TOTAL		647

Q11 Have you experienced an increase in student mental health concerns?

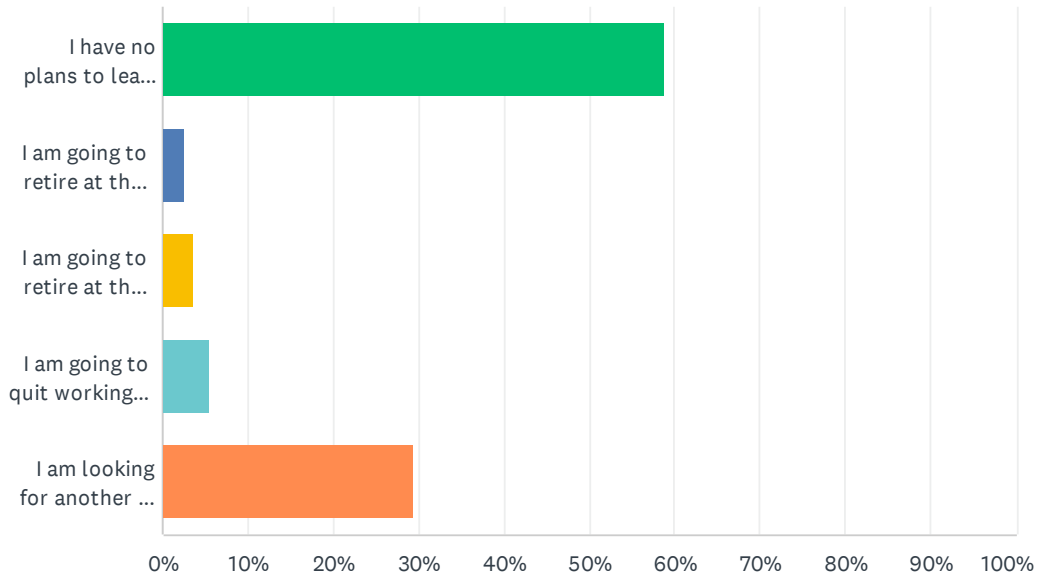
Answered: 647 Skipped: 18



ANSWER CHOICES	RESPONSES	
YES	87.02%	563
NO	12.98%	84
TOTAL		647

Q12 How has the COVID-19 pandemic affected your long-term professional planning?

Answered: 610 Skipped: 55



ANSWER CHOICES	RESPONSES	
I have no plans to leave education in the next 5 years.	58.85%	359
I am going to retire at the end of this school year because of the pandemic.	2.62%	16
I am going to retire at the end of this school year, but NOT because of the pandemic.	3.61%	22
I am going to quit working in education at the end of this school year.	5.57%	34
I am looking for another job and will leave teaching as soon as I find one.	29.34%	179
TOTAL		610