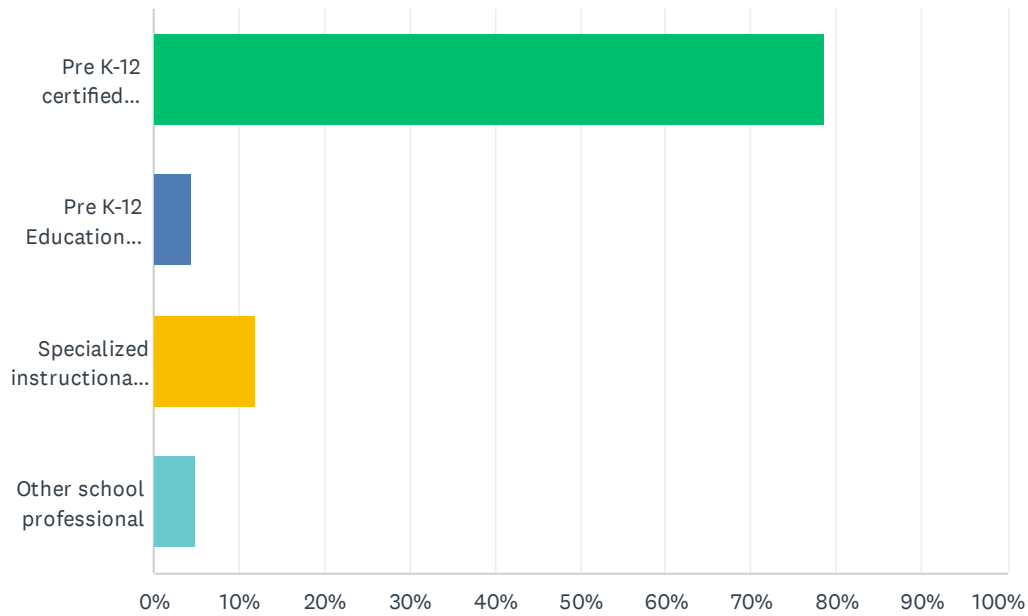


Q1 Which of the following best describes your job?

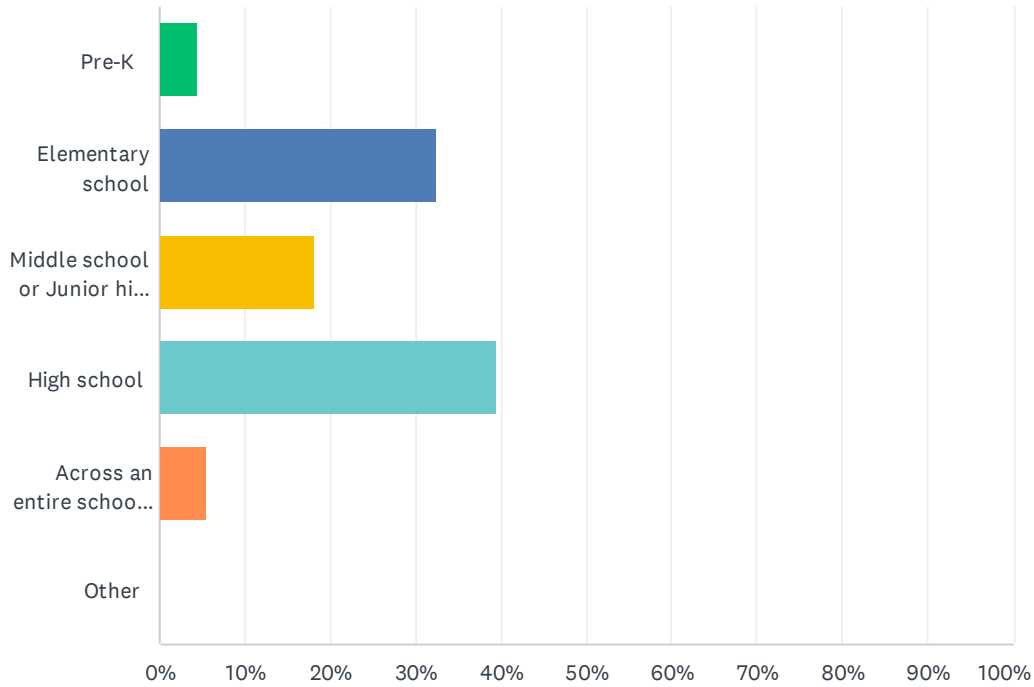
Answered: 160 Skipped: 0



ANSWER CHOICES	RESPONSES	
Pre K-12 certified classroom teacher	78.75%	126
Pre K-12 Education Support Professional	4.38%	7
Specialized instructional support personnel (certified counselor, nurse, psychologist, speech pathologist, social worker, librarian, occupational therapist, etc.)	11.88%	19
Other school professional	5.00%	8
TOTAL		160

Q2 Which of the following grade levels do you work with the most?

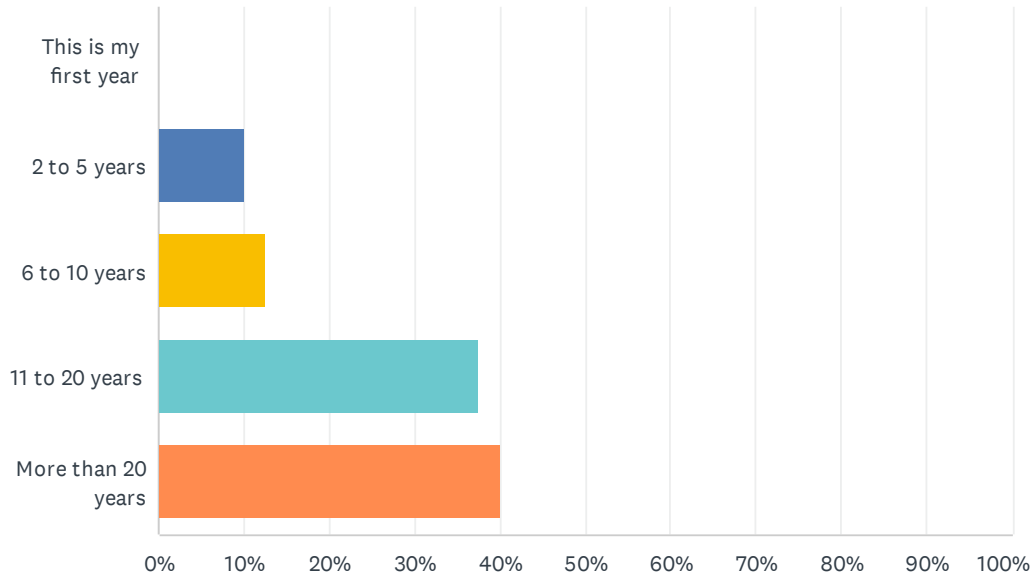
Answered: 160 Skipped: 0



ANSWER CHOICES	RESPONSES	
Pre-K	4.38%	7
Elementary school	32.50%	52
Middle school or Junior high school	18.13%	29
High school	39.38%	63
Across an entire school district or multiple districts	5.63%	9
Other	0.00%	0
TOTAL		160

Q3 How many total years, including this one, have you been an employee in any school or school system?

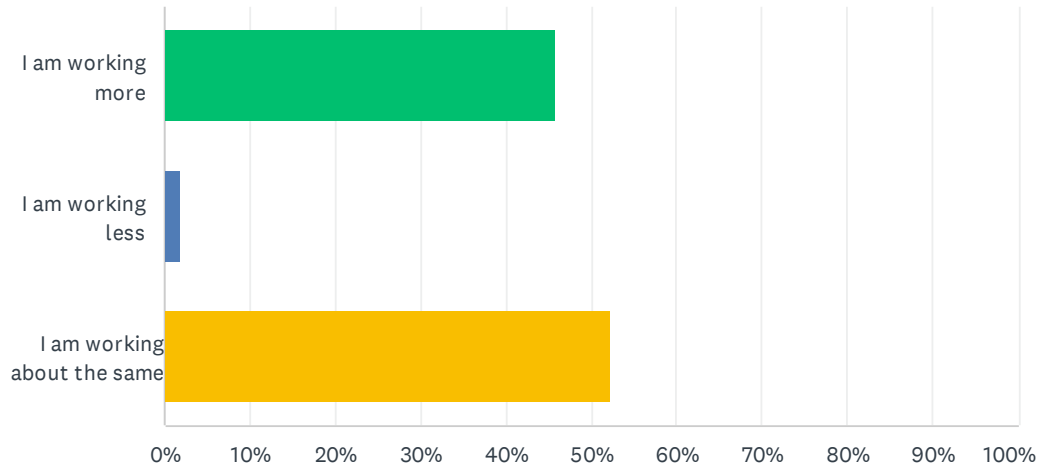
Answered: 160 Skipped: 0



ANSWER CHOICES	RESPONSES	
This is my first year	0.00%	0
2 to 5 years	10.00%	16
6 to 10 years	12.50%	20
11 to 20 years	37.50%	60
More than 20 years	40.00%	64
TOTAL		160

Q4 Are you working more than/less than/about the same as you did last year?

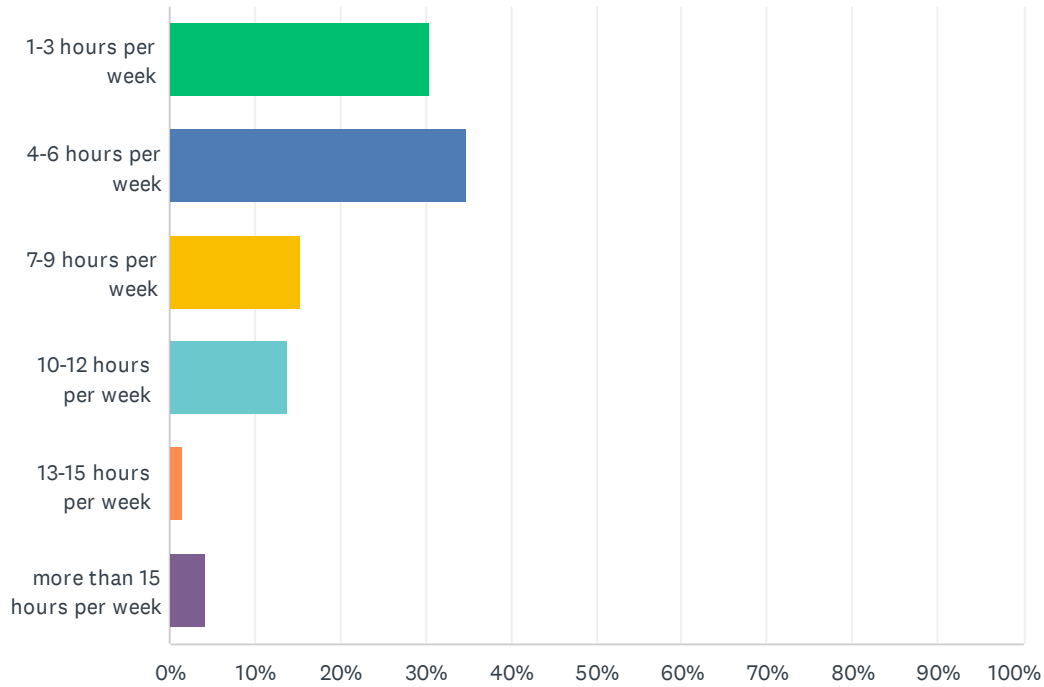
Answered: 159 Skipped: 1



ANSWER CHOICES	RESPONSES	
I am working more	45.91%	73
I am working less	1.89%	3
I am working about the same	52.20%	83
TOTAL		159

Q5 How many additional hours of work each week have been added to your typical workload?

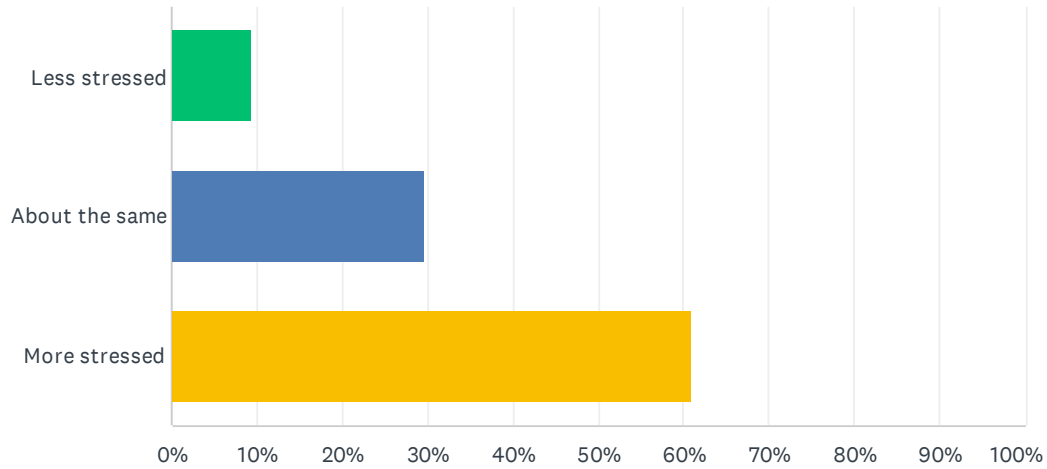
Answered: 72 Skipped: 88



ANSWER CHOICES	RESPONSES	
1-3 hours per week	30.56%	22
4-6 hours per week	34.72%	25
7-9 hours per week	15.28%	11
10-12 hours per week	13.89%	10
13-15 hours per week	1.39%	1
more than 15 hours per week	4.17%	3
TOTAL		72

Q6 How would you rate your personal stress level compared to last school year?

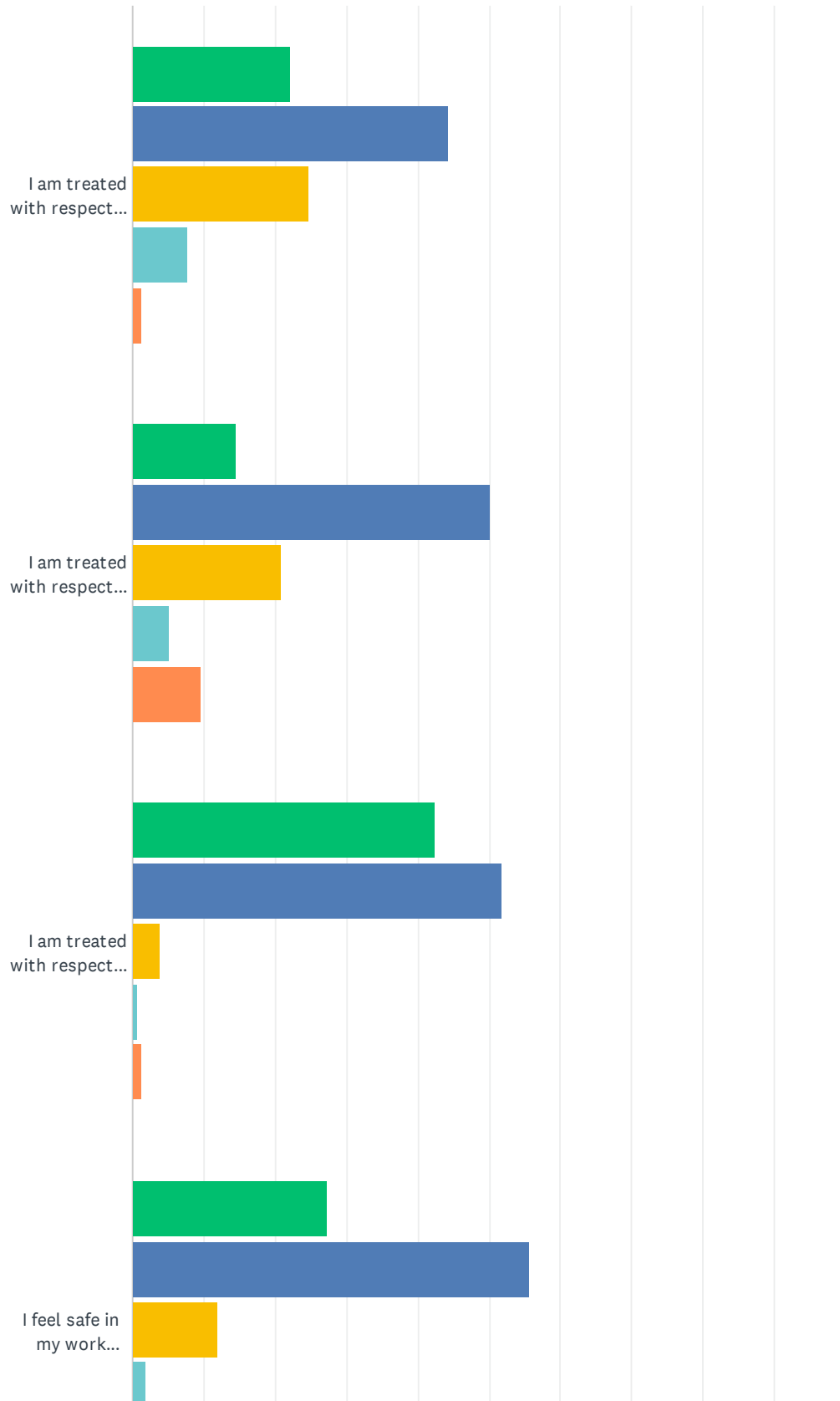
Answered: 159 Skipped: 1



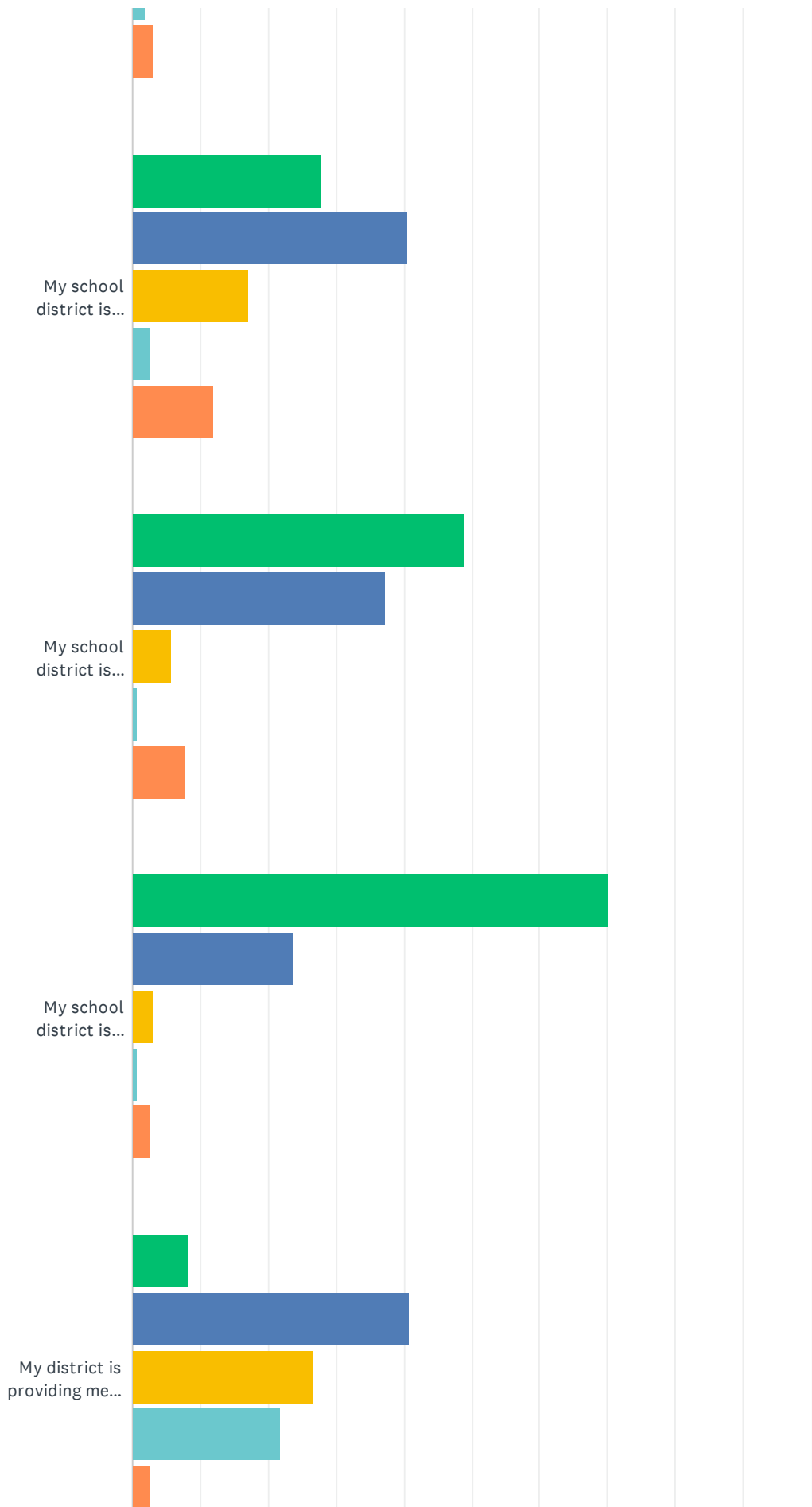
ANSWER CHOICES	RESPONSES
Less stressed	9.43% 15
About the same	29.56% 47
More stressed	61.01% 97
TOTAL	159

Q7 Please indicate how you feel regarding the following statements:

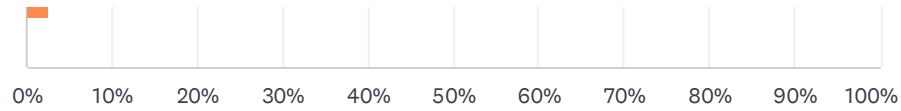
Answered: 158 Skipped: 2



2021-22 NSEA PK-12 Members Survey



2021-22 NSEA PK-12 Members Survey

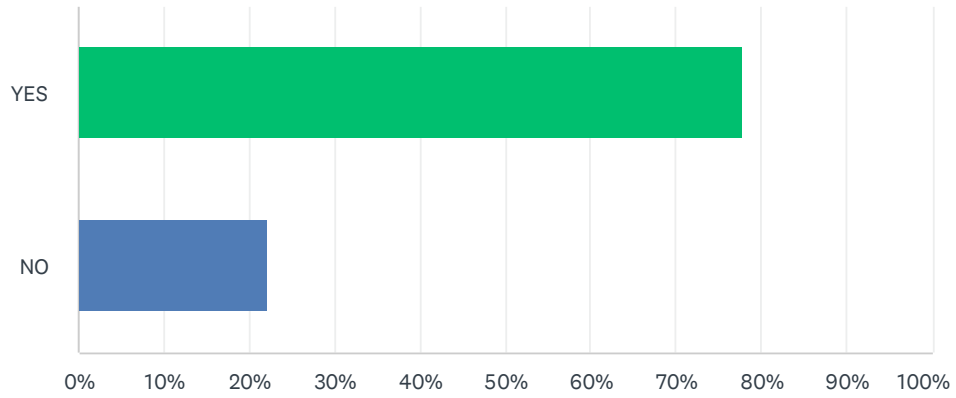


■ Strongly Agree ■ Agree ■ Disagree
■ Strongly Disagree ■ Don't Know

	STRONGLY AGREE	AGREE	DISAGREE	STRONGLY DISAGREE	DON'T KNOW	TOTAL	WEIGHTED AVERAGE
I am treated with respect by my school district administration	22.15% 35	44.30% 70	24.68% 39	7.59% 12	1.27% 2	158	2.22
I am treated with respect by my district school board	14.56% 23	50.00% 79	20.89% 33	5.06% 8	9.49% 15	158	2.45
I am treated with respect by my colleagues	42.41% 67	51.90% 82	3.80% 6	0.63% 1	1.27% 2	158	1.66
I feel safe in my work environment	27.22% 43	55.70% 88	12.03% 19	1.90% 3	3.16% 5	158	1.98
My school district is currently experiencing an employee shortage	27.85% 44	40.51% 64	17.09% 27	2.53% 4	12.03% 19	158	2.30
My school district is currently experiencing a para shortage	48.73% 77	37.34% 59	5.70% 9	0.63% 1	7.59% 12	158	1.81
My school district is currently experiencing a substitute teacher shortage	70.06% 110	23.57% 37	3.18% 5	0.64% 1	2.55% 4	157	1.42
My district is providing me with the planning time necessary to do my job	8.28% 13	40.76% 64	26.75% 42	21.66% 34	2.55% 4	157	2.69

Q8 Have you had to cover classes for colleagues?

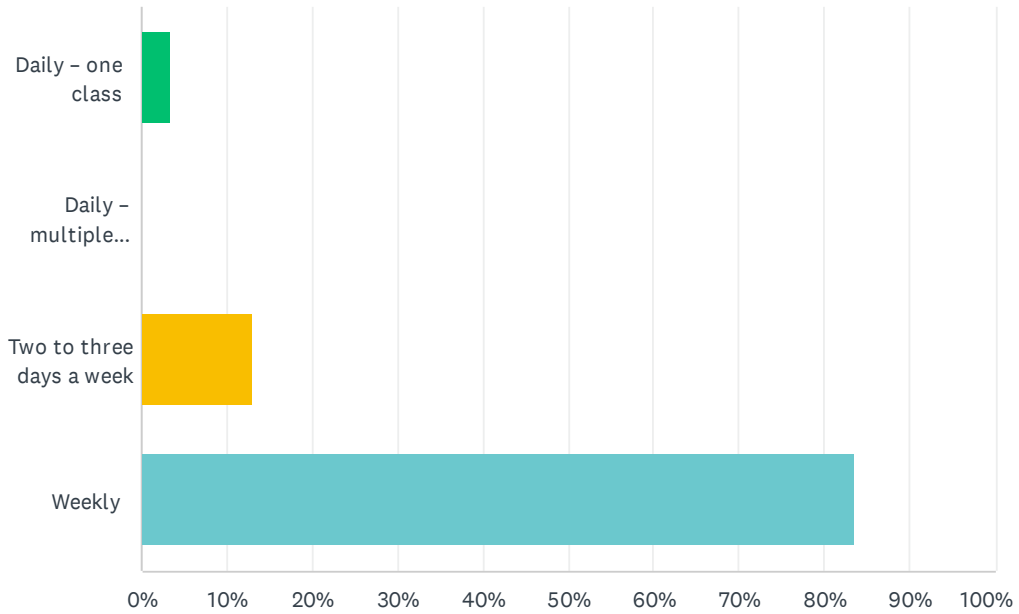
Answered: 158 Skipped: 2



ANSWER CHOICES	RESPONSES	
YES	77.85%	123
NO	22.15%	35
TOTAL		158

Q9 If so, how often?

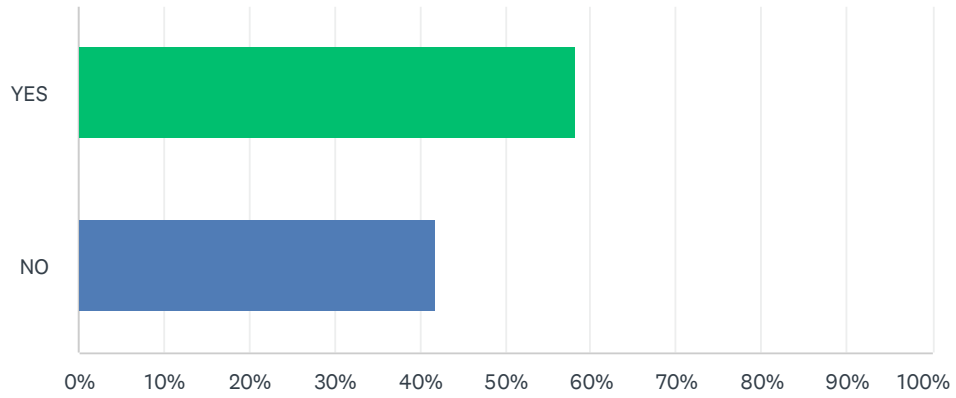
Answered: 115 Skipped: 45



ANSWER CHOICES	RESPONSES	
Daily - one class	3.48%	4
Daily - multiple classes	0.00%	0
Two to three days a week	13.04%	15
Weekly	83.48%	96
TOTAL		115

Q10 Have you personally experienced an increase in mental health concerns?

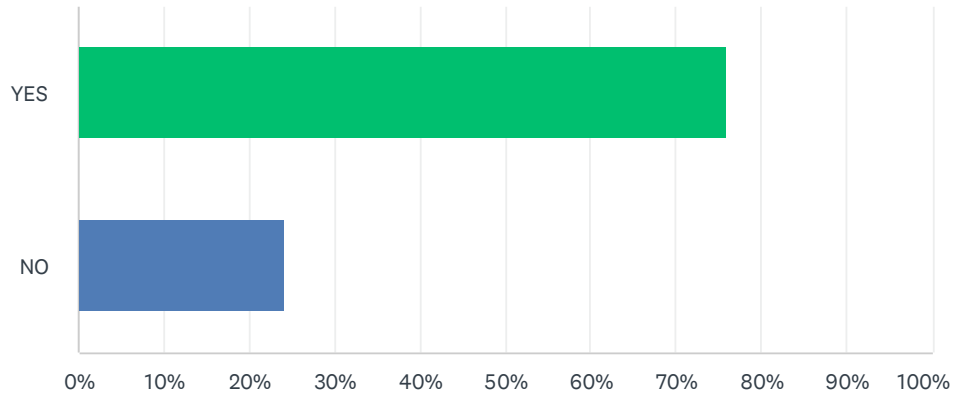
Answered: 158 Skipped: 2



ANSWER CHOICES	RESPONSES	
YES	58.23%	92
NO	41.77%	66
TOTAL		158

Q11 Have you experienced an increase in student mental health concerns?

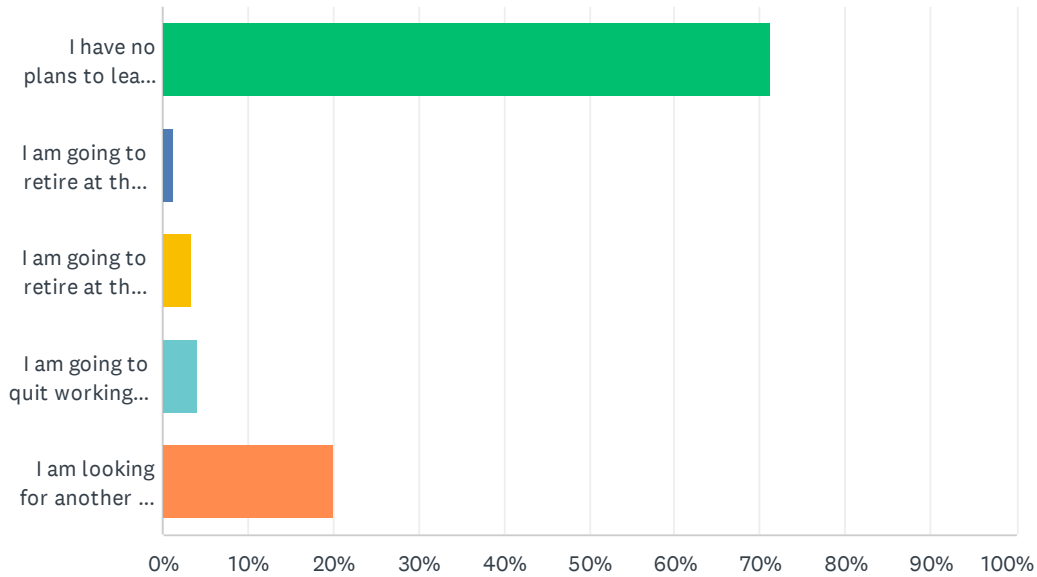
Answered: 158 Skipped: 2



ANSWER CHOICES	RESPONSES	
YES	75.95%	120
NO	24.05%	38
TOTAL		158

Q12 How has the COVID-19 pandemic affected your long-term professional planning?

Answered: 149 Skipped: 11



ANSWER CHOICES	RESPONSES	
I have no plans to leave education in the next 5 years.	71.14%	106
I am going to retire at the end of this school year because of the pandemic.	1.34%	2
I am going to retire at the end of this school year, but NOT because of the pandemic.	3.36%	5
I am going to quit working in education at the end of this school year.	4.03%	6
I am looking for another job and will leave teaching as soon as I find one.	20.13%	30
TOTAL		149