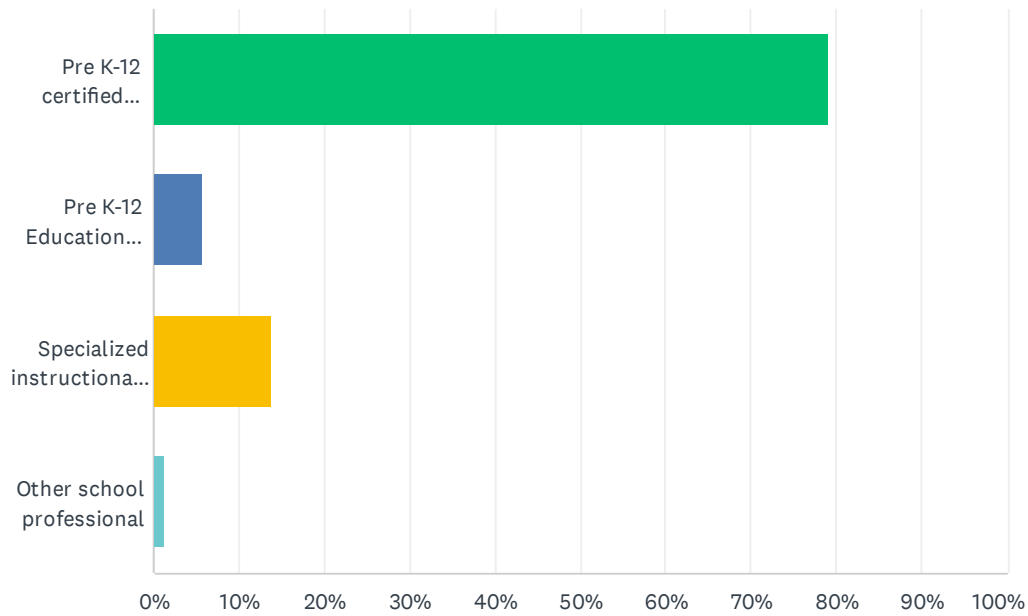


Q1 Which of the following best describes your job?

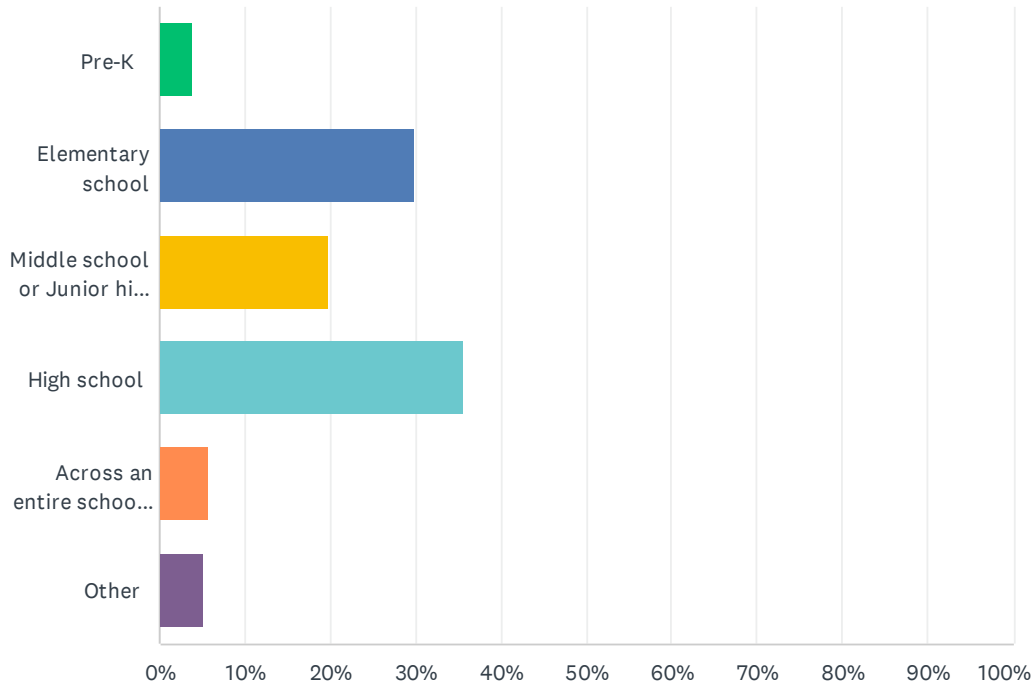
Answered: 158 Skipped: 0



ANSWER CHOICES	RESPONSES	
Pre K-12 certified classroom teacher	79.11%	125
Pre K-12 Education Support Professional	5.70%	9
Specialized instructional support personnel (certified counselor, nurse, psychologist, speech pathologist, social worker, librarian, occupational therapist, etc.)	13.92%	22
Other school professional	1.27%	2
TOTAL		158

Q2 Which of the following grade levels do you work with the most?

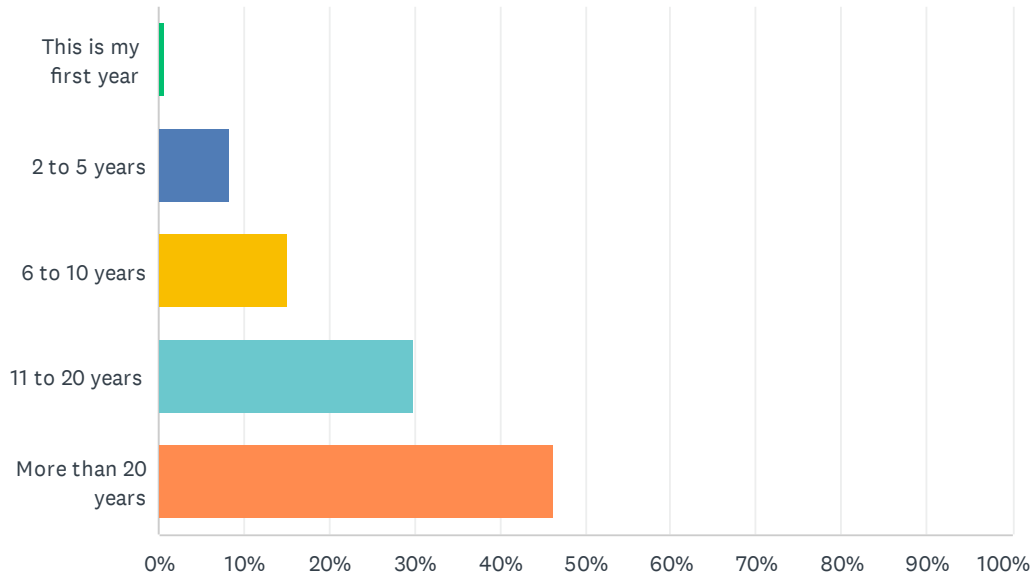
Answered: 157 Skipped: 1



ANSWER CHOICES	RESPONSES	
Pre-K	3.82%	6
Elementary school	29.94%	47
Middle school or Junior high school	19.75%	31
High school	35.67%	56
Across an entire school district or multiple districts	5.73%	9
Other	5.10%	8
TOTAL		157

Q3 How many total years, including this one, have you been an employee in any school or school system?

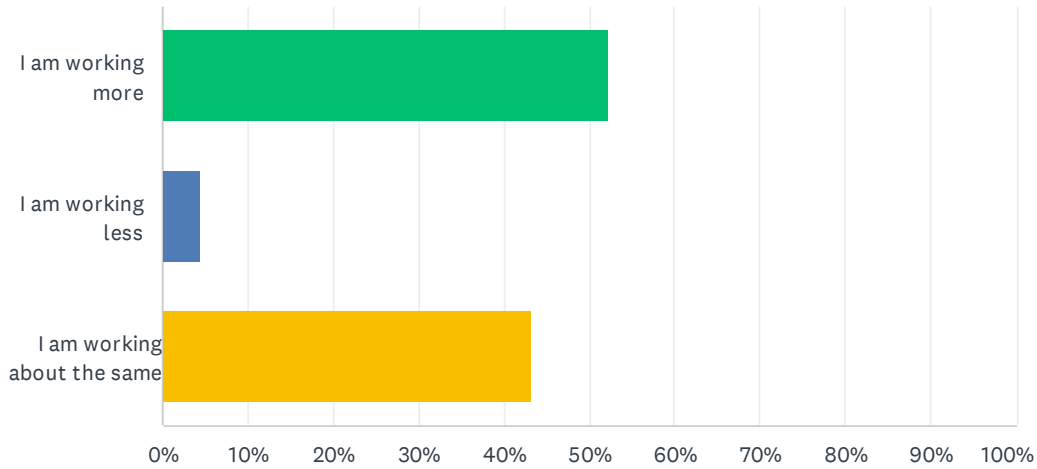
Answered: 158 Skipped: 0



ANSWER CHOICES	RESPONSES	
This is my first year	0.63%	1
2 to 5 years	8.23%	13
6 to 10 years	15.19%	24
11 to 20 years	29.75%	47
More than 20 years	46.20%	73
TOTAL		158

Q4 Are you working more than/less than/about the same as you did last year?

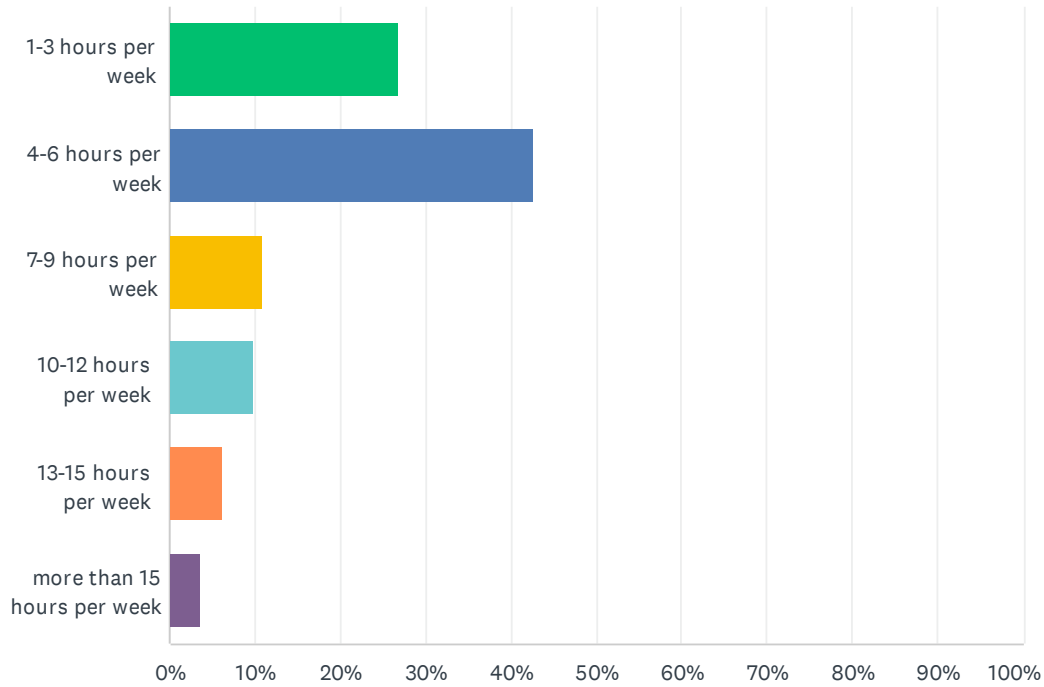
Answered: 157 Skipped: 1



ANSWER CHOICES	RESPONSES	
I am working more	52.23%	82
I am working less	4.46%	7
I am working about the same	43.31%	68
TOTAL		157

Q5 How many additional hours of work each week have been added to your typical workload?

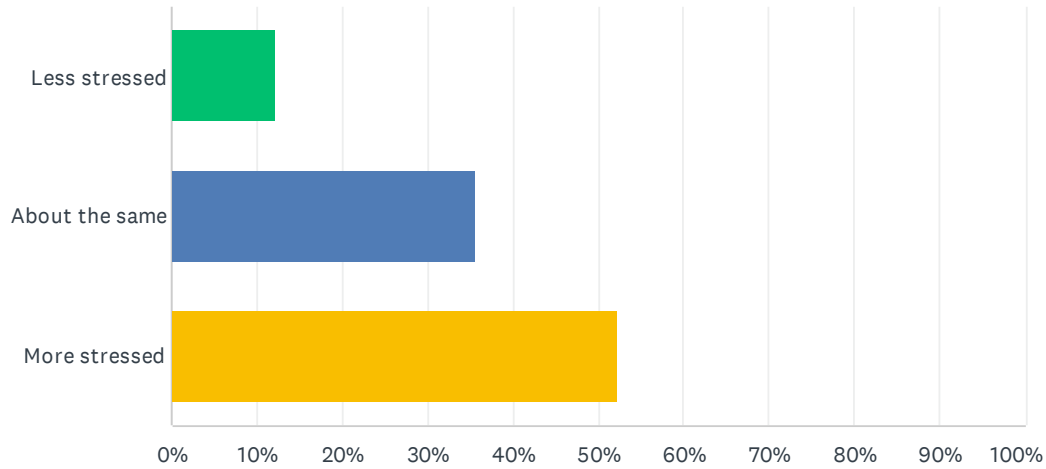
Answered: 82 Skipped: 76



ANSWER CHOICES	RESPONSES	
1-3 hours per week	26.83%	22
4-6 hours per week	42.68%	35
7-9 hours per week	10.98%	9
10-12 hours per week	9.76%	8
13-15 hours per week	6.10%	5
more than 15 hours per week	3.66%	3
TOTAL		82

Q6 How would you rate your personal stress level compared to last school year?

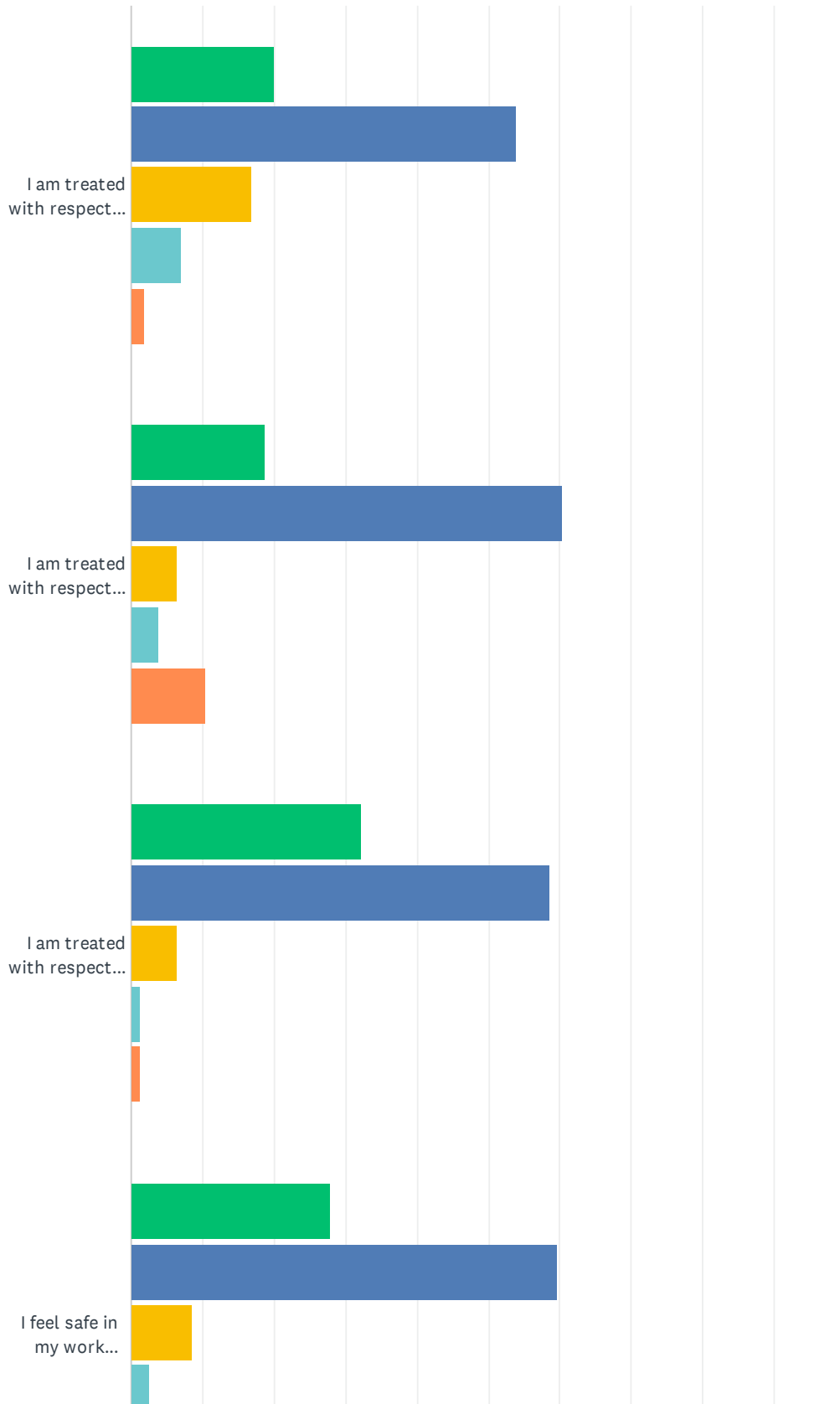
Answered: 157 Skipped: 1



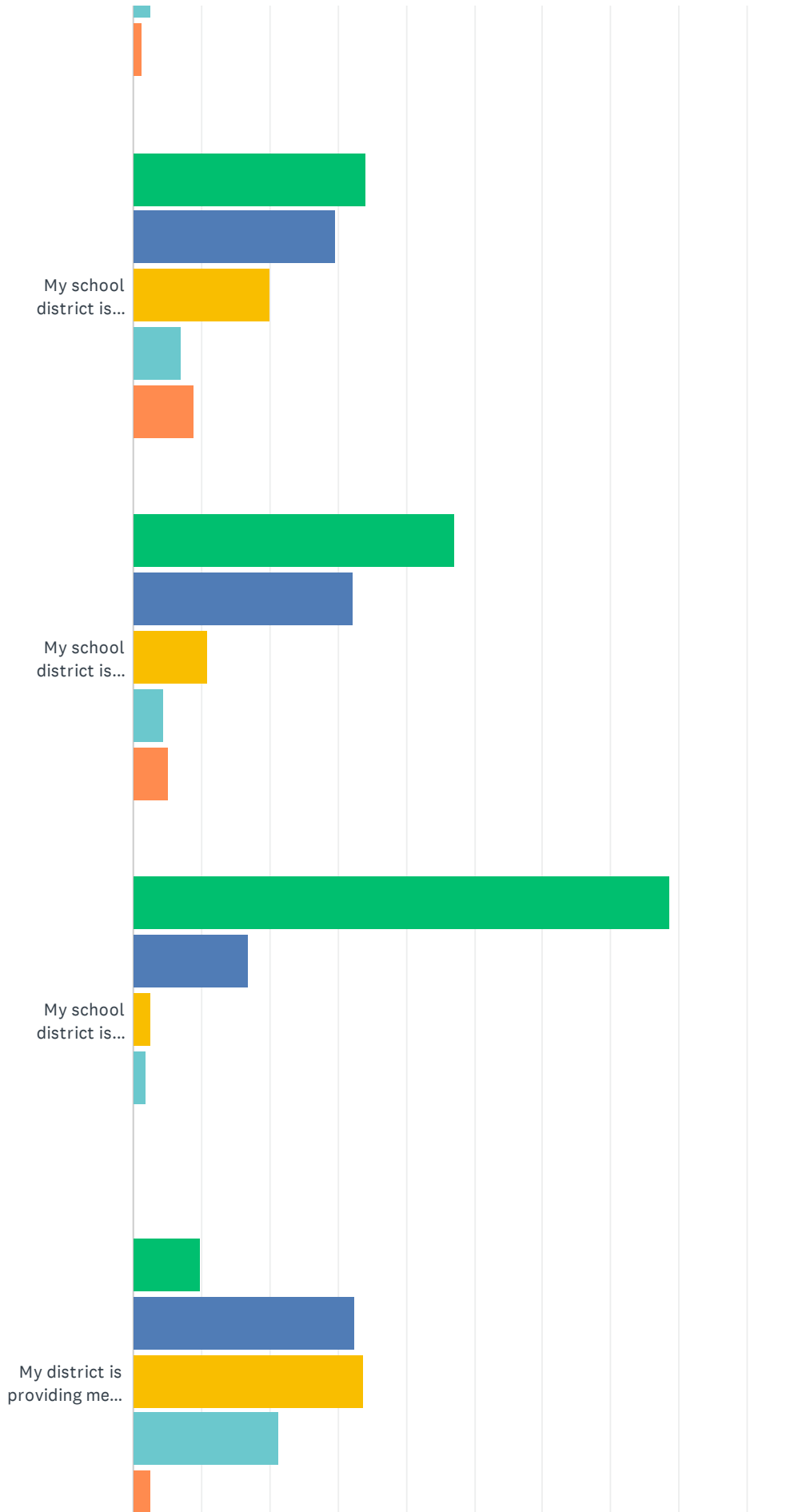
ANSWER CHOICES	RESPONSES	
Less stressed	12.10%	19
About the same	35.67%	56
More stressed	52.23%	82
TOTAL		157

Q7 Please indicate how you feel regarding the following statements:

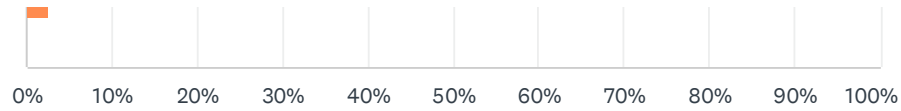
Answered: 155 Skipped: 3



2021-22 NSEA PK-12 Members Survey



2021-22 NSEA PK-12 Members Survey

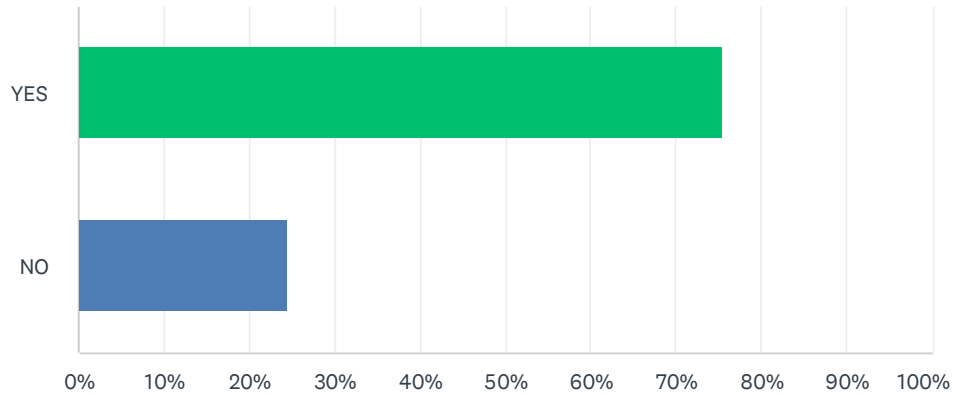


■ Strongly Agree ■ Agree ■ Disagree
■ Strongly Disagree ■ Don't Know

	STRONGLY AGREE	AGREE	DISAGREE	STRONGLY DISAGREE	DON'T KNOW	TOTAL	WEIGHTED AVERAGE
I am treated with respect by my school district administration	20.13% 31	53.90% 83	16.88% 26	7.14% 11	1.95% 3	154	2.17
I am treated with respect by my district school board	18.83% 29	60.39% 93	6.49% 10	3.90% 6	10.39% 16	154	2.27
I am treated with respect by my colleagues	32.26% 50	58.71% 91	6.45% 10	1.29% 2	1.29% 2	155	1.81
I feel safe in my work environment	27.92% 43	59.74% 92	8.44% 13	2.60% 4	1.30% 2	154	1.90
My school district is currently experiencing an employee shortage	34.19% 53	29.68% 46	20.00% 31	7.10% 11	9.03% 14	155	2.27
My school district is currently experiencing a para shortage	47.10% 73	32.26% 50	10.97% 17	4.52% 7	5.16% 8	155	1.88
My school district is currently experiencing a substitute teacher shortage	78.71% 122	16.77% 26	2.58% 4	1.94% 3	0.00% 0	155	1.28
My district is providing me with the planning time necessary to do my job	9.74% 15	32.47% 50	33.77% 52	21.43% 33	2.60% 4	154	2.75

Q8 Have you had to cover classes for colleagues?

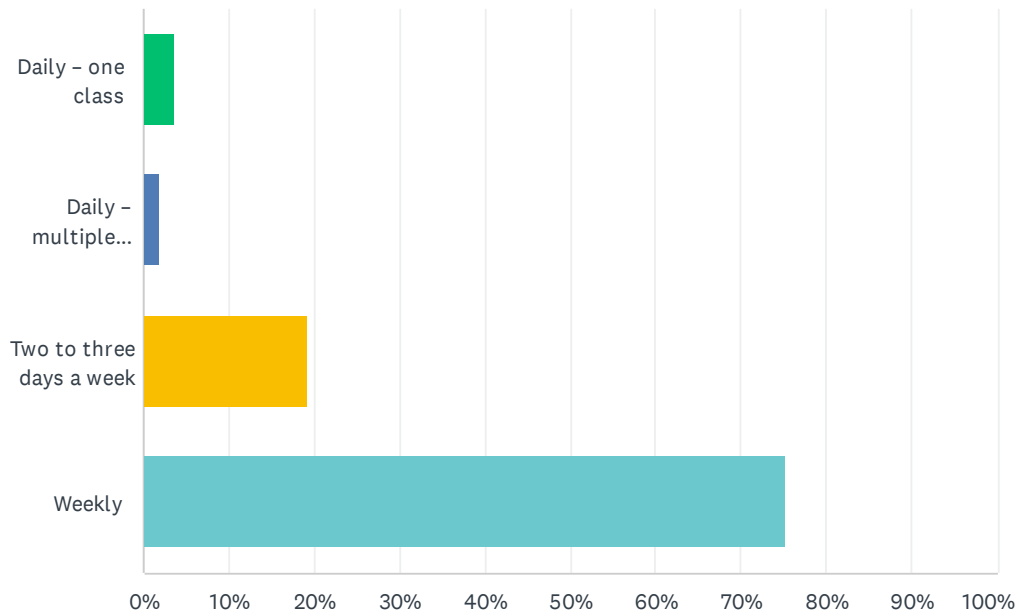
Answered: 155 Skipped: 3



ANSWER CHOICES	RESPONSES	
YES	75.48%	117
NO	24.52%	38
TOTAL		155

Q9 If so, how often?

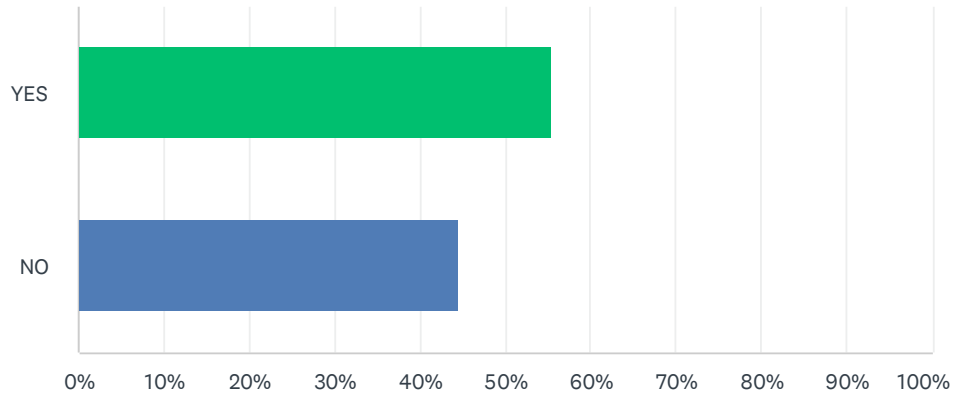
Answered: 109 Skipped: 49



ANSWER CHOICES	RESPONSES	
Daily - one class	3.67%	4
Daily - multiple classes	1.83%	2
Two to three days a week	19.27%	21
Weekly	75.23%	82
TOTAL		109

Q10 Have you personally experienced an increase in mental health concerns?

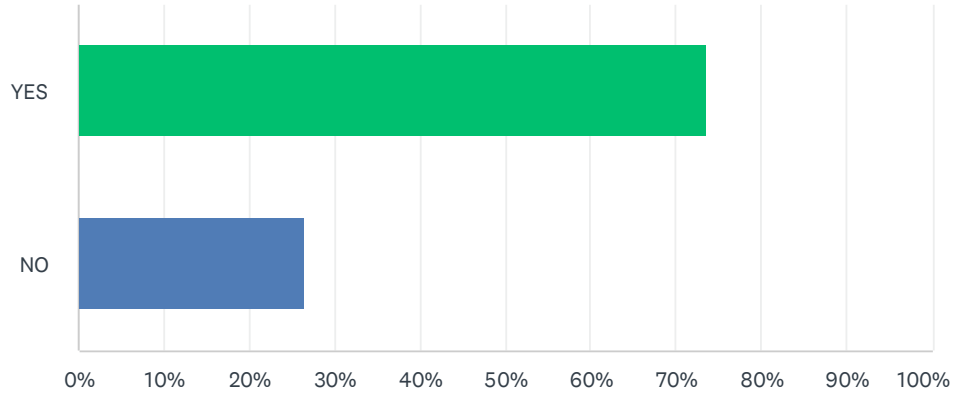
Answered: 155 Skipped: 3



ANSWER CHOICES	RESPONSES	
YES	55.48%	86
NO	44.52%	69
TOTAL		155

Q11 Have you experienced an increase in student mental health concerns?

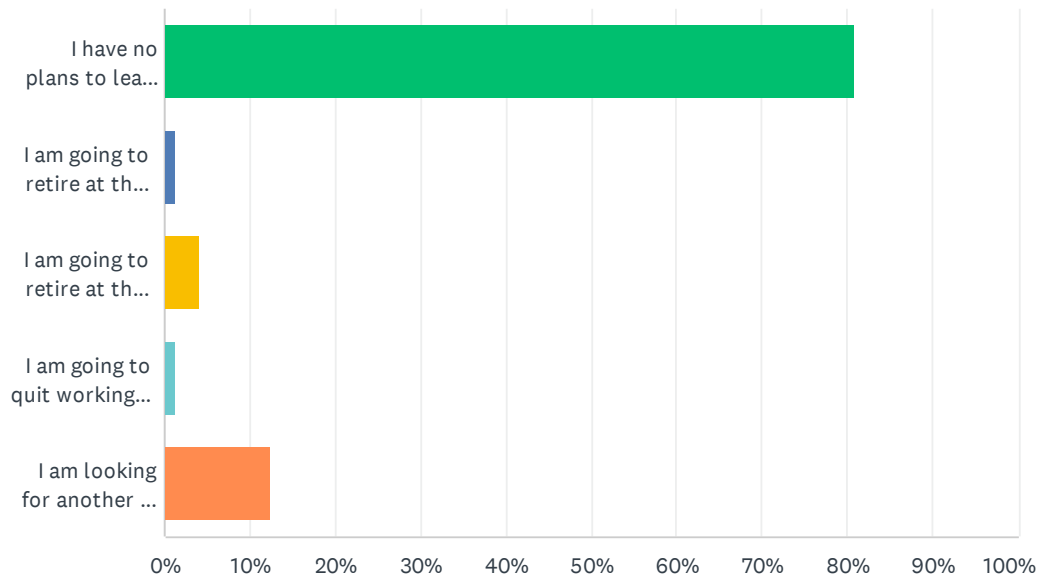
Answered: 155 Skipped: 3



ANSWER CHOICES	RESPONSES	
YES	73.55%	114
NO	26.45%	41
TOTAL		155

Q12 How has the COVID-19 pandemic affected your long-term professional planning?

Answered: 146 Skipped: 12



ANSWER CHOICES	RESPONSES	
I have no plans to leave education in the next 5 years.	80.82%	118
I am going to retire at the end of this school year because of the pandemic.	1.37%	2
I am going to retire at the end of this school year, but NOT because of the pandemic.	4.11%	6
I am going to quit working in education at the end of this school year.	1.37%	2
I am looking for another job and will leave teaching as soon as I find one.	12.33%	18
TOTAL		146