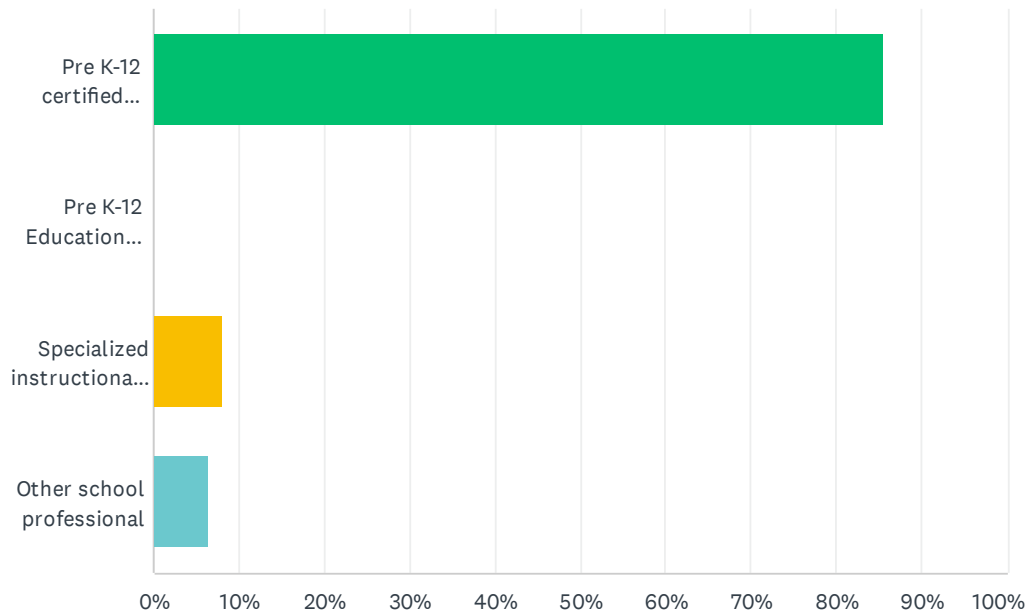


Q1 Which of the following best describes your job?

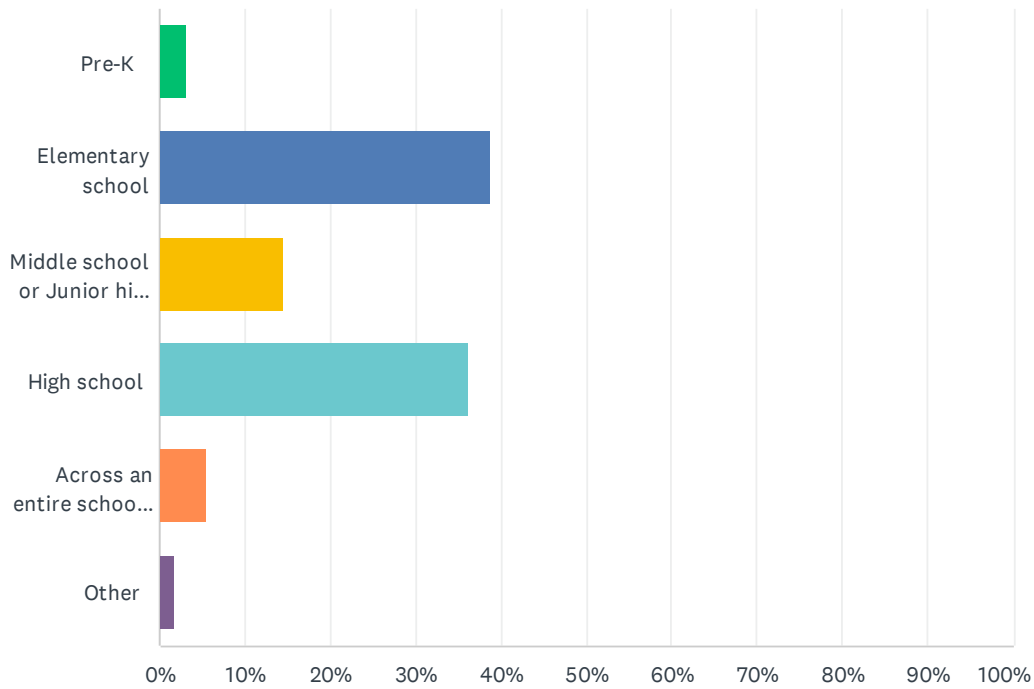
Answered: 124 Skipped: 0



ANSWER CHOICES	RESPONSES	
Pre K-12 certified classroom teacher	85.48%	106
Pre K-12 Education Support Professional	0.00%	0
Specialized instructional support personnel (certified counselor, nurse, psychologist, speech pathologist, social worker, librarian, occupational therapist, etc.)	8.06%	10
Other school professional	6.45%	8
TOTAL		124

Q2 Which of the following grade levels do you work with the most?

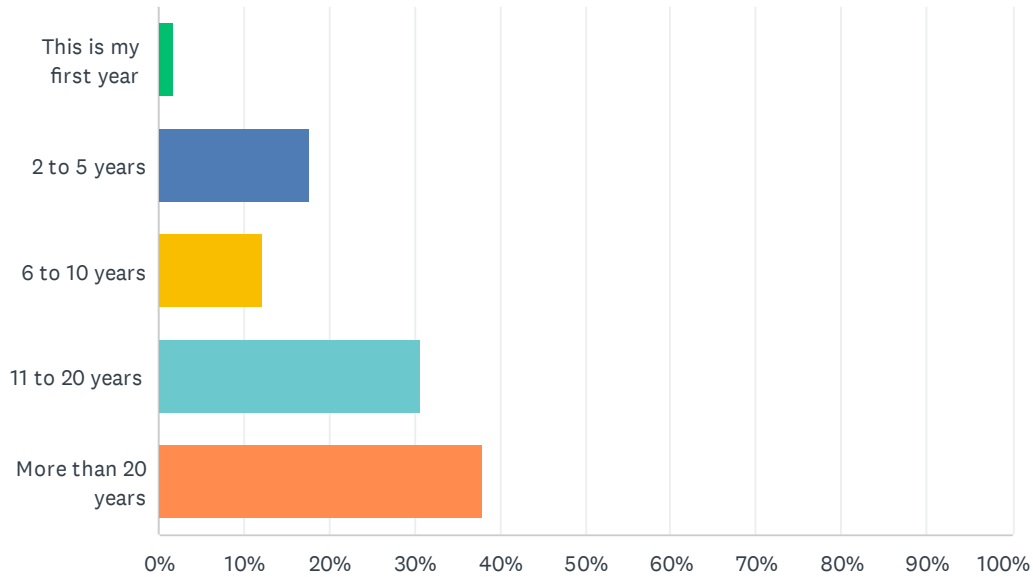
Answered: 124 Skipped: 0



ANSWER CHOICES	RESPONSES	
Pre-K	3.23%	4
Elementary school	38.71%	48
Middle school or Junior high school	14.52%	18
High school	36.29%	45
Across an entire school district or multiple districts	5.65%	7
Other	1.61%	2
TOTAL		124

Q3 How many total years, including this one, have you been an employee in any school or school system?

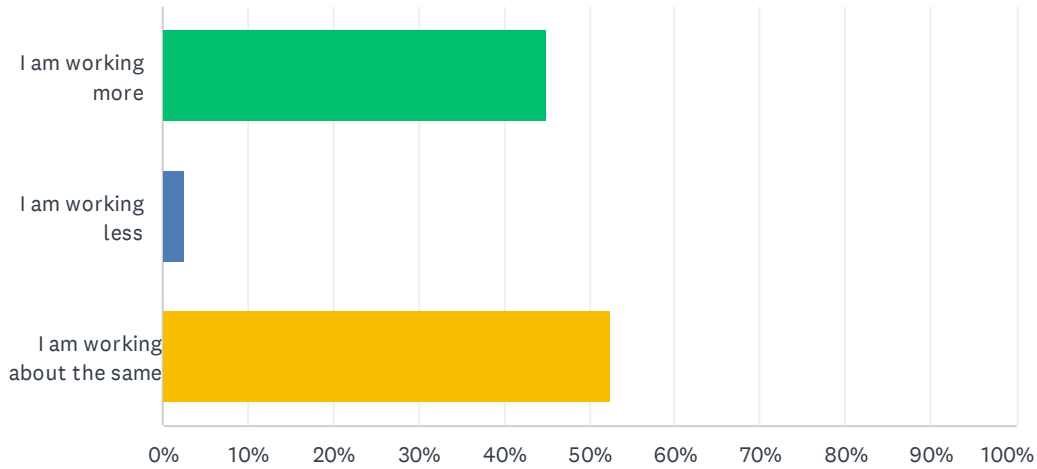
Answered: 124 Skipped: 0



ANSWER CHOICES	RESPONSES
This is my first year	1.61% 2
2 to 5 years	17.74% 22
6 to 10 years	12.10% 15
11 to 20 years	30.65% 38
More than 20 years	37.90% 47
TOTAL	124

Q4 Are you working more than/less than/about the same as you did last year?

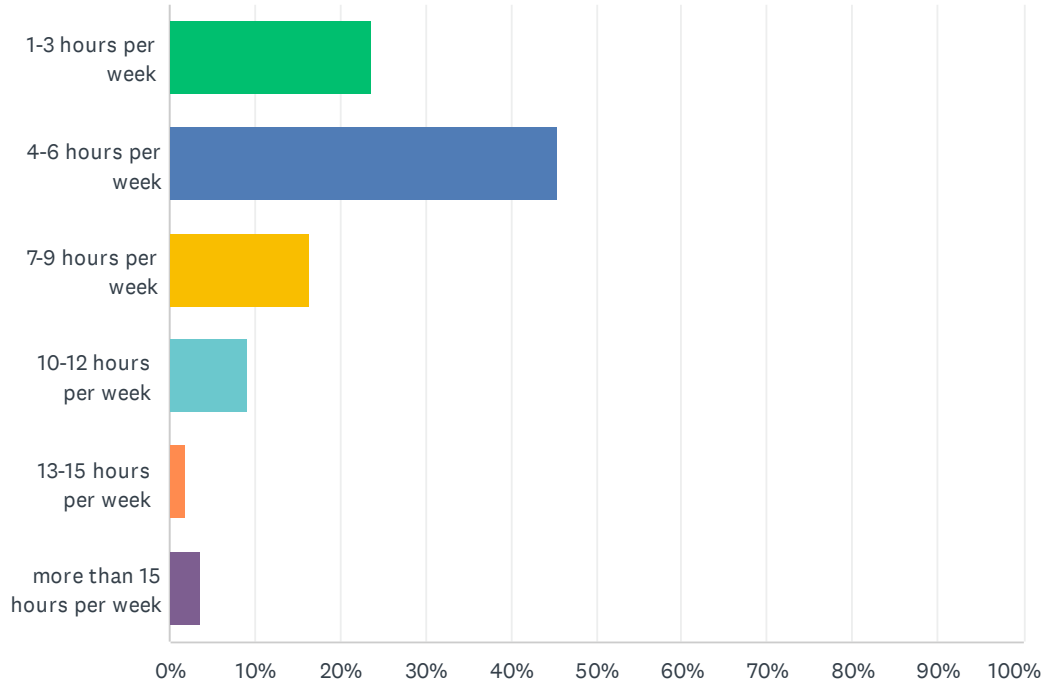
Answered: 122 Skipped: 2



ANSWER CHOICES	RESPONSES	
I am working more	45.08%	55
I am working less	2.46%	3
I am working about the same	52.46%	64
TOTAL		122

Q5 How many additional hours of work each week have been added to your typical workload?

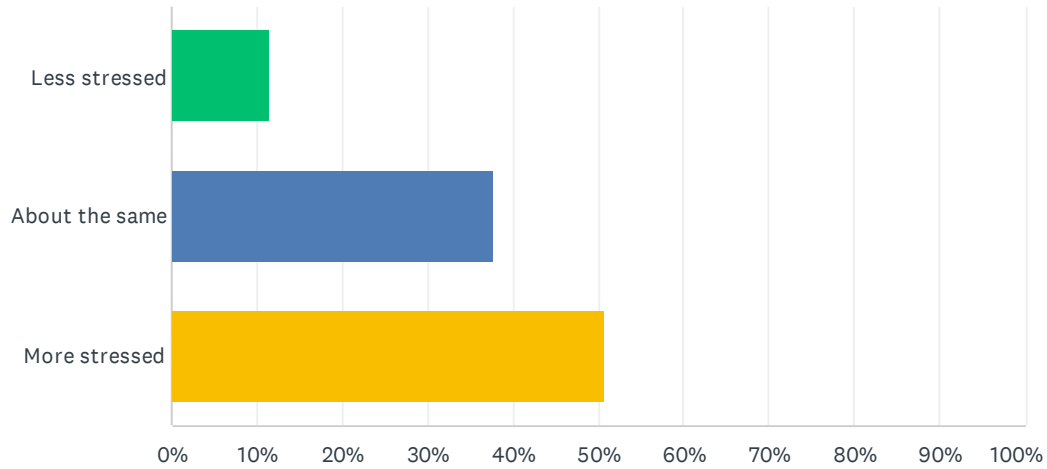
Answered: 55 Skipped: 69



ANSWER CHOICES	RESPONSES	
1-3 hours per week	23.64%	13
4-6 hours per week	45.45%	25
7-9 hours per week	16.36%	9
10-12 hours per week	9.09%	5
13-15 hours per week	1.82%	1
more than 15 hours per week	3.64%	2
TOTAL		55

Q6 How would you rate your personal stress level compared to last school year?

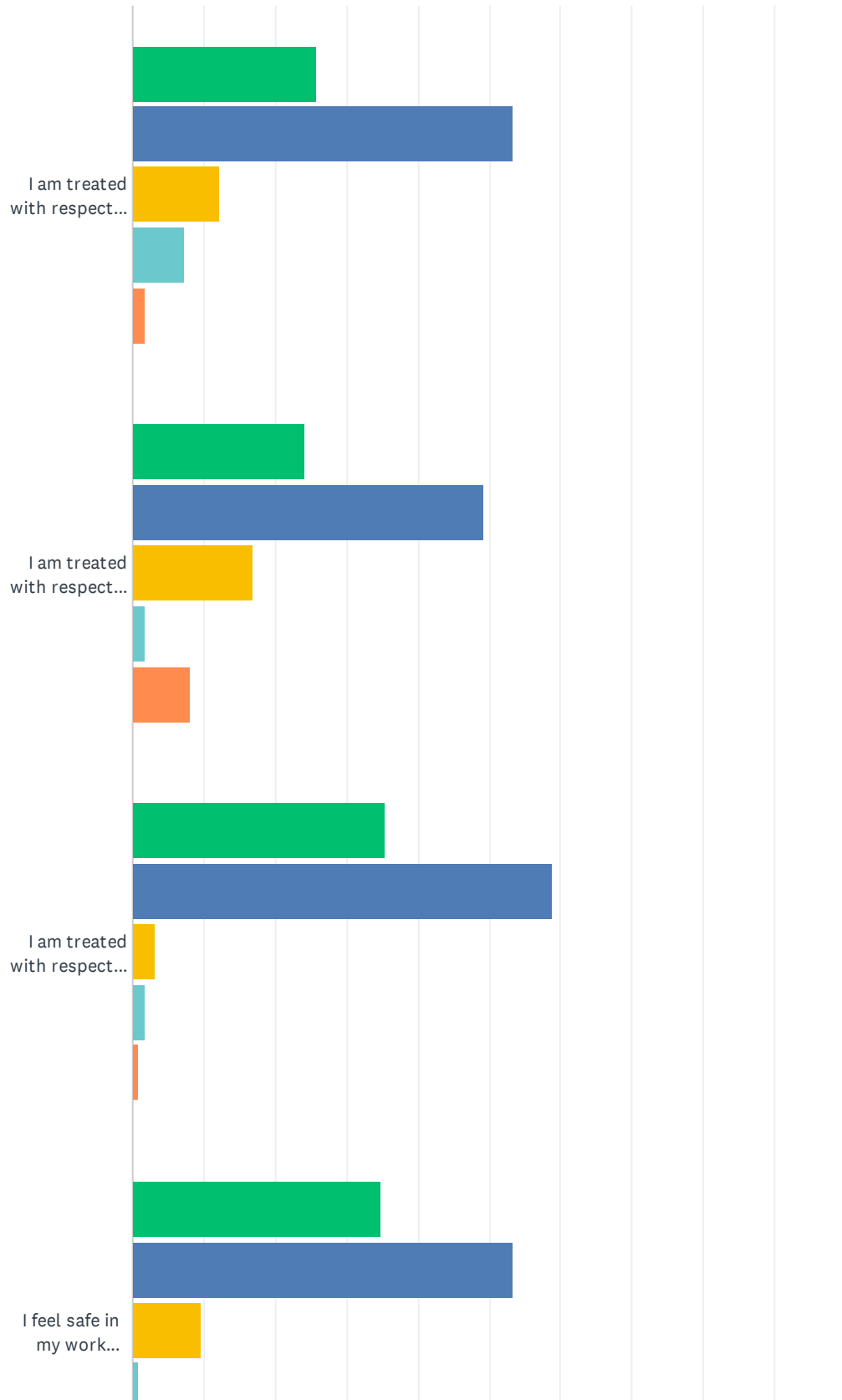
Answered: 122 Skipped: 2



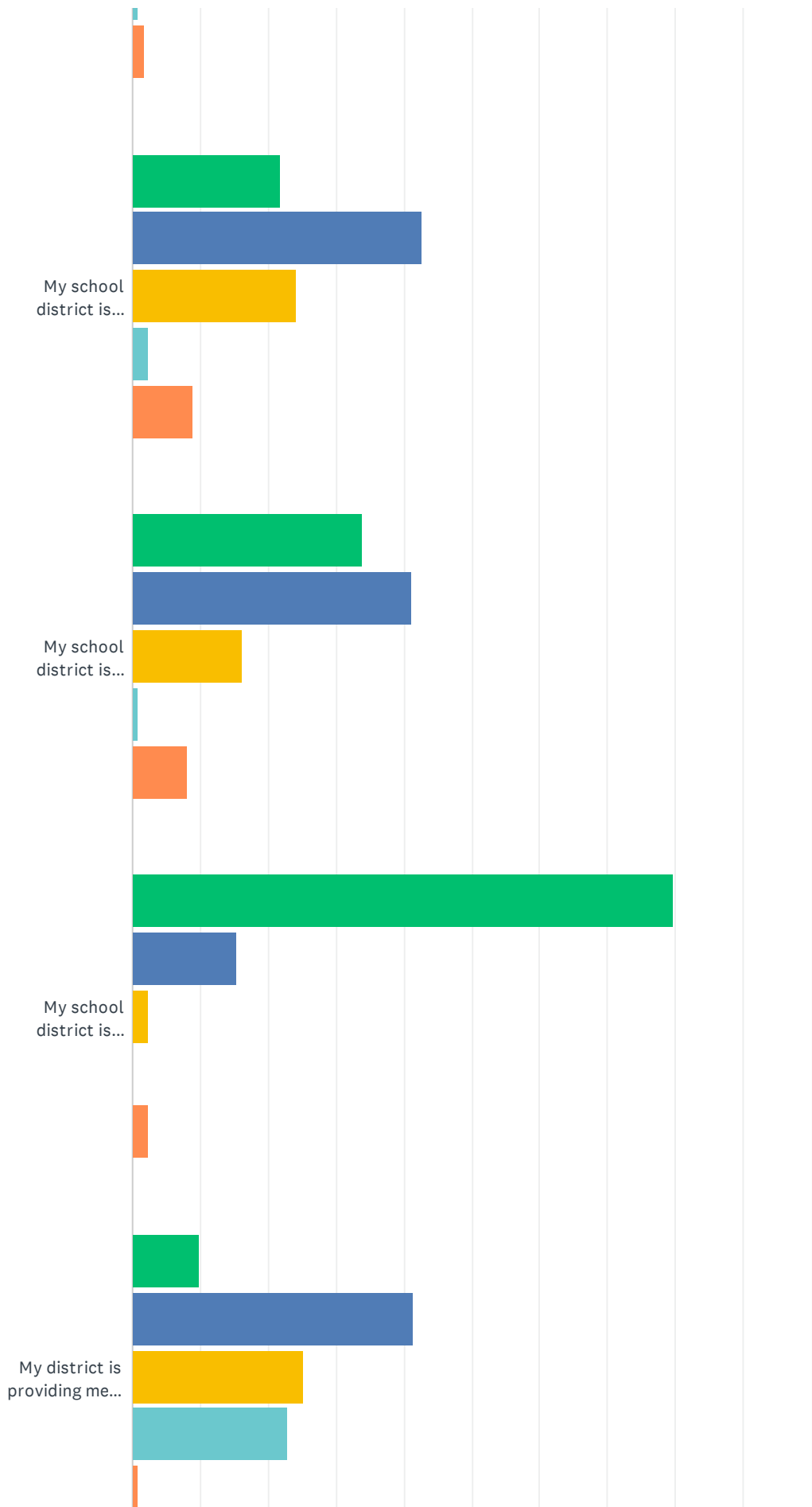
ANSWER CHOICES	RESPONSES	
Less stressed	11.48%	14
About the same	37.70%	46
More stressed	50.82%	62
TOTAL		122

Q7 Please indicate how you feel regarding the following statements:

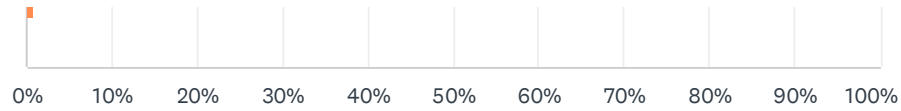
Answered: 124 Skipped: 0



2021-22 NSEA PK-12 Members Survey



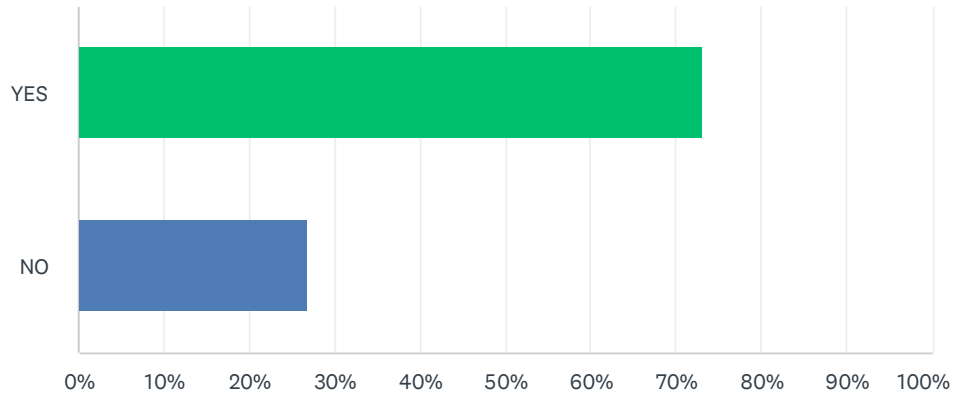
2021-22 NSEA PK-12 Members Survey



	STRONGLY AGREE	AGREE	DISAGREE	STRONGLY DISAGREE	DON'T KNOW	TOTAL	WEIGHTED AVERAGE
I am treated with respect by my school district administration	25.81% 32	53.23% 66	12.10% 15	7.26% 9	1.61% 2	124	2.06
I am treated with respect by my district school board	24.19% 30	49.19% 61	16.94% 21	1.61% 2	8.06% 10	124	2.20
I am treated with respect by my colleagues	35.48% 44	58.87% 73	3.23% 4	1.61% 2	0.81% 1	124	1.73
I feel safe in my work environment	34.68% 43	53.23% 66	9.68% 12	0.81% 1	1.61% 2	124	1.81
My school district is currently experiencing an employee shortage	21.77% 27	42.74% 53	24.19% 30	2.42% 3	8.87% 11	124	2.34
My school district is currently experiencing a para shortage	33.87% 42	41.13% 51	16.13% 20	0.81% 1	8.06% 10	124	2.08
My school district is currently experiencing a substitute teacher shortage	79.84% 99	15.32% 19	2.42% 3	0.00% 0	2.42% 3	124	1.30
My district is providing me with the planning time necessary to do my job	9.76% 12	41.46% 51	25.20% 31	22.76% 28	0.81% 1	123	2.63

Q8 Have you had to cover classes for colleagues?

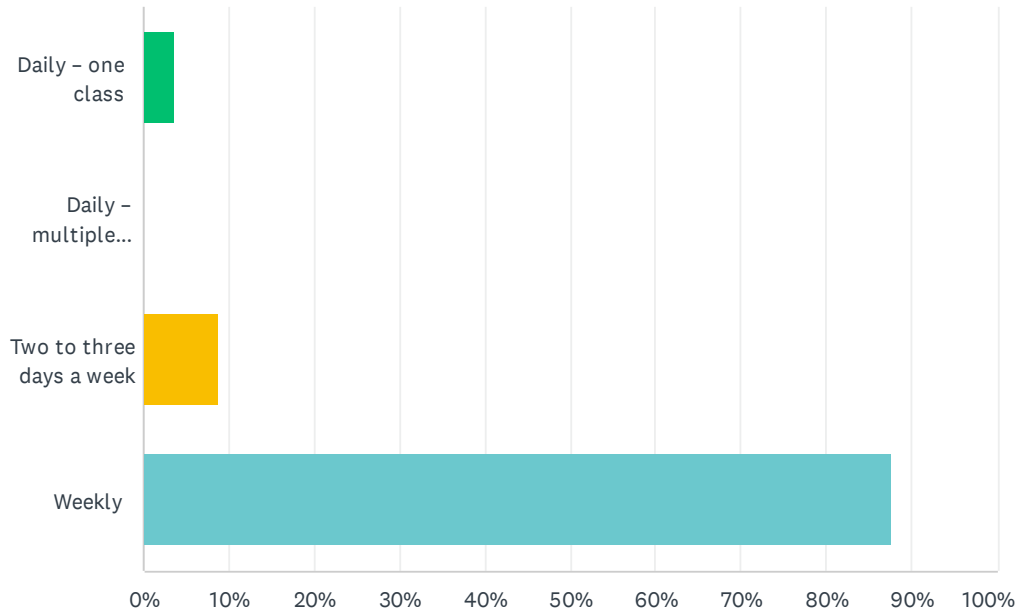
Answered: 123 Skipped: 1



ANSWER CHOICES	RESPONSES	
YES	73.17%	90
NO	26.83%	33
TOTAL		123

Q9 If so, how often?

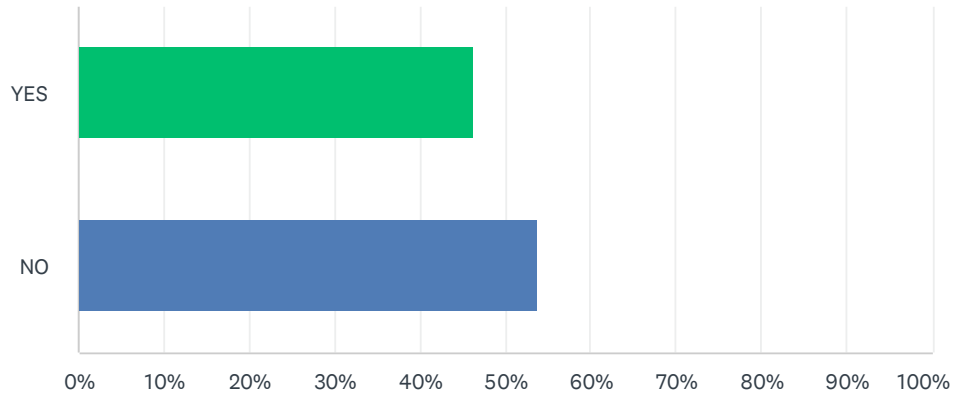
Answered: 81 Skipped: 43



ANSWER CHOICES	RESPONSES	
Daily - one class	3.70%	3
Daily - multiple classes	0.00%	0
Two to three days a week	8.64%	7
Weekly	87.65%	71
TOTAL		81

Q10 Have you personally experienced an increase in mental health concerns?

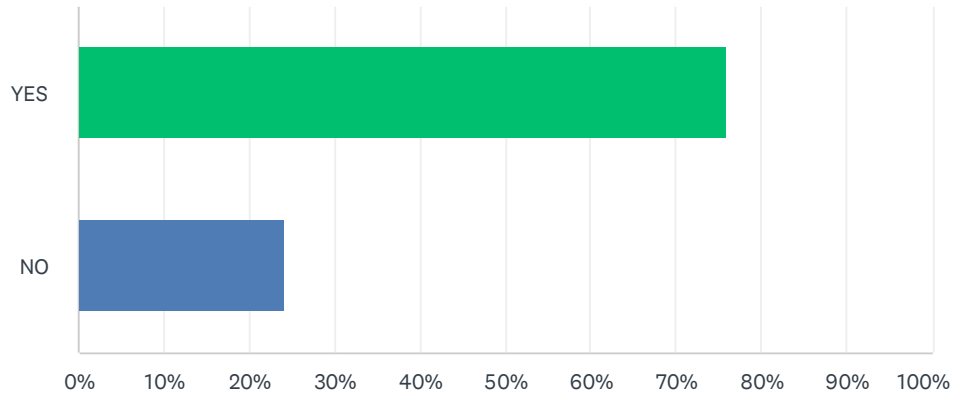
Answered: 123 Skipped: 1



ANSWER CHOICES	RESPONSES	
YES	46.34%	57
NO	53.66%	66
TOTAL		123

Q11 Have you experienced an increase in student mental health concerns?

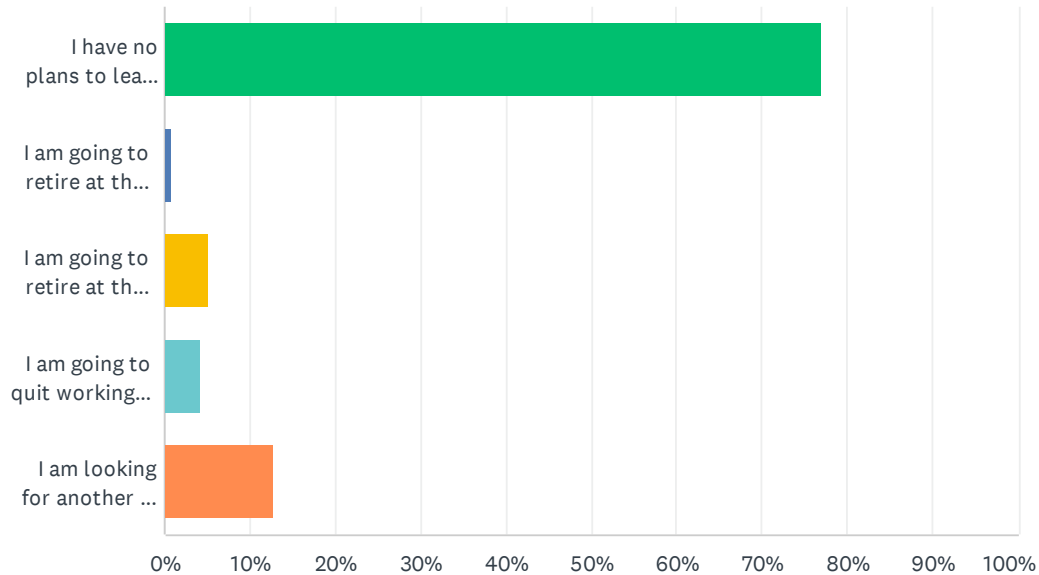
Answered: 124 Skipped: 0



ANSWER CHOICES	RESPONSES	
YES	75.81%	94
NO	24.19%	30
TOTAL		124

Q12 How has the COVID-19 pandemic affected your long-term professional planning?

Answered: 117 Skipped: 7



ANSWER CHOICES	RESPONSES	
I have no plans to leave education in the next 5 years.	76.92%	90
I am going to retire at the end of this school year because of the pandemic.	0.85%	1
I am going to retire at the end of this school year, but NOT because of the pandemic.	5.13%	6
I am going to quit working in education at the end of this school year.	4.27%	5
I am looking for another job and will leave teaching as soon as I find one.	12.82%	15
TOTAL		117