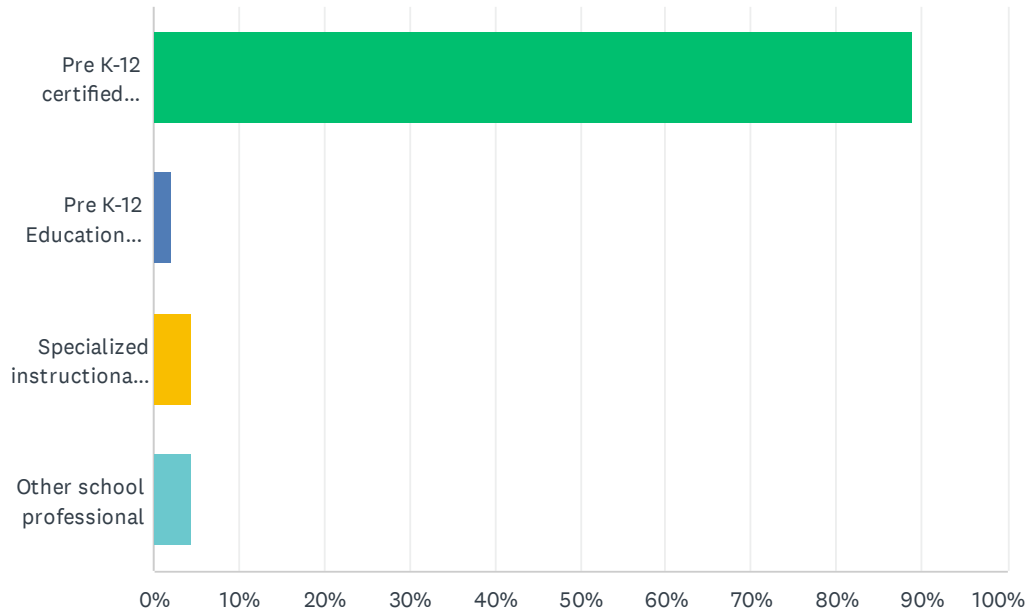


## Q1 Which of the following best describes your job?

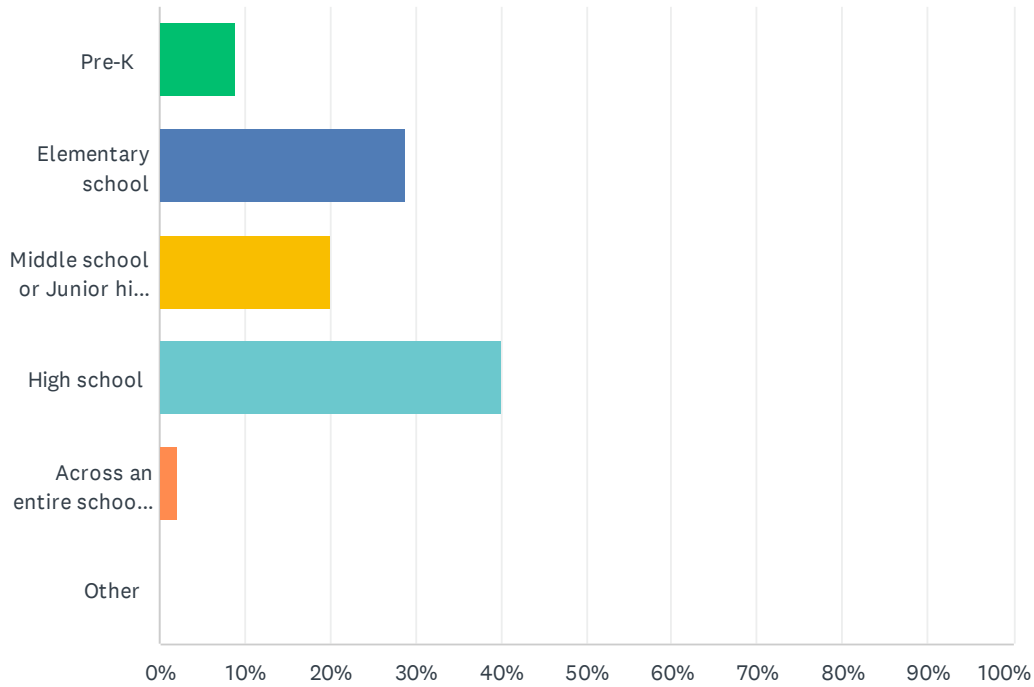
Answered: 45 Skipped: 0



ANSWER CHOICES	RESPONSES	
Pre K-12 certified classroom teacher	88.89%	40
Pre K-12 Education Support Professional	2.22%	1
Specialized instructional support personnel (certified counselor, nurse, psychologist, speech pathologist, social worker, librarian, occupational therapist, etc.)	4.44%	2
Other school professional	4.44%	2
<b>TOTAL</b>		<b>45</b>

## Q2 Which of the following grade levels do you work with the most?

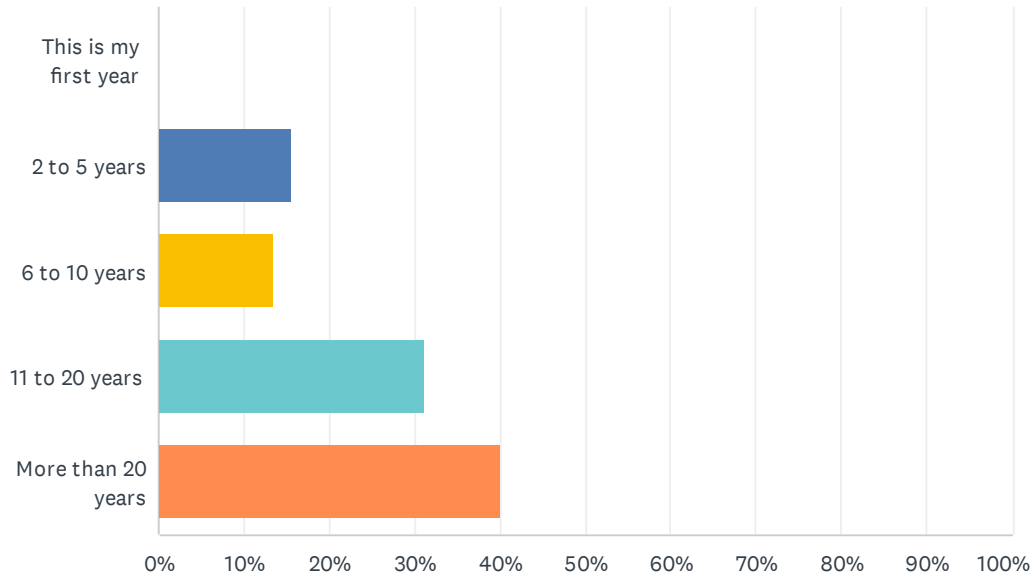
Answered: 45 Skipped: 0



ANSWER CHOICES	RESPONSES	
Pre-K	8.89%	4
Elementary school	28.89%	13
Middle school or Junior high school	20.00%	9
High school	40.00%	18
Across an entire school district or multiple districts	2.22%	1
Other	0.00%	0
<b>TOTAL</b>		<b>45</b>

### Q3 How many total years, including this one, have you been an employee in any school or school system?

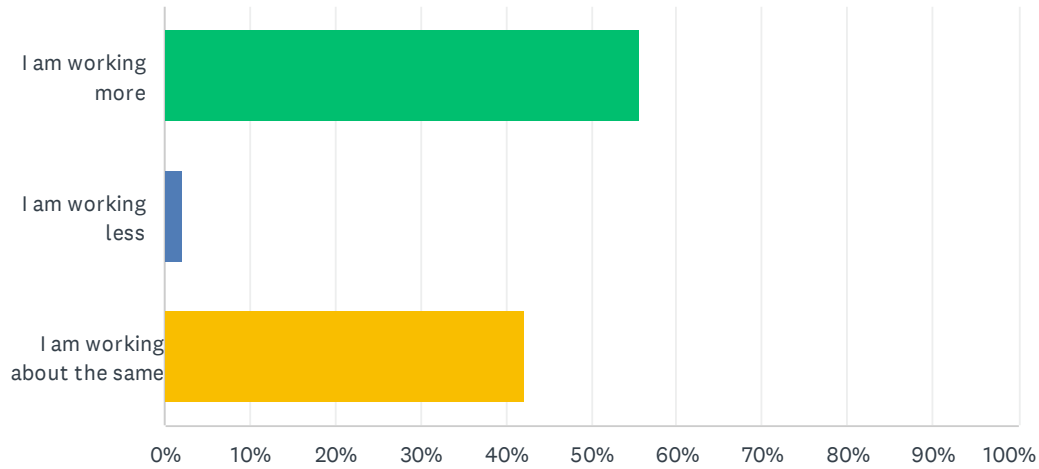
Answered: 45 Skipped: 0



ANSWER CHOICES	RESPONSES
This is my first year	0.00% 0
2 to 5 years	15.56% 7
6 to 10 years	13.33% 6
11 to 20 years	31.11% 14
More than 20 years	40.00% 18
<b>TOTAL</b>	<b>45</b>

## Q4 Are you working more than/less than/about the same as you did last year?

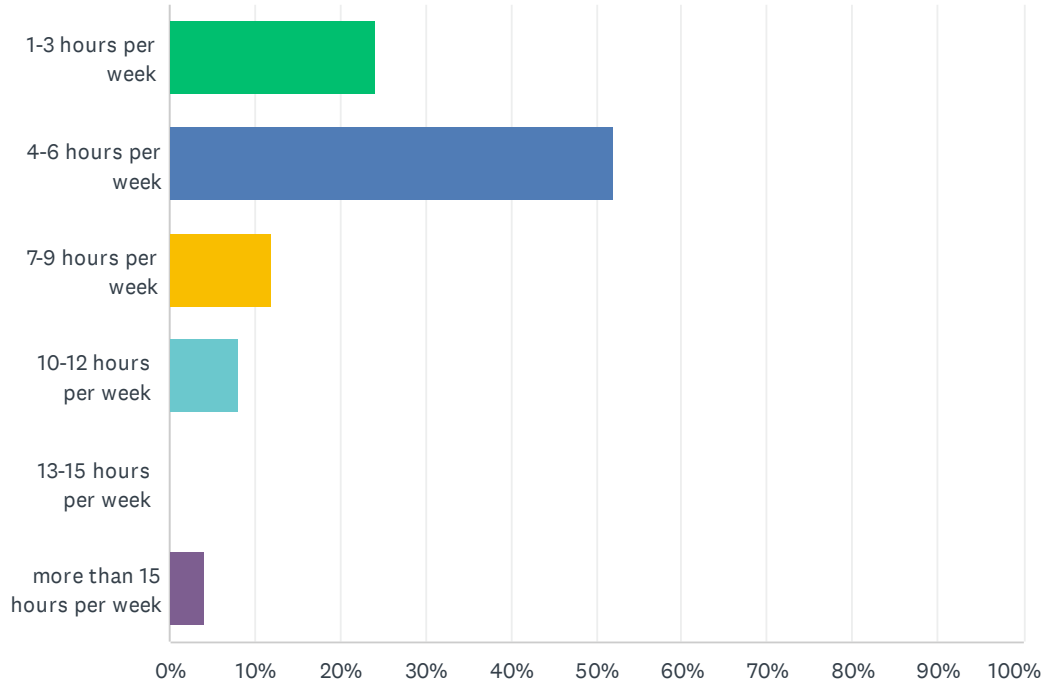
Answered: 45 Skipped: 0



ANSWER CHOICES	RESPONSES	
I am working more	55.56%	25
I am working less	2.22%	1
I am working about the same	42.22%	19
TOTAL		45

## Q5 How many additional hours of work each week have been added to your typical workload?

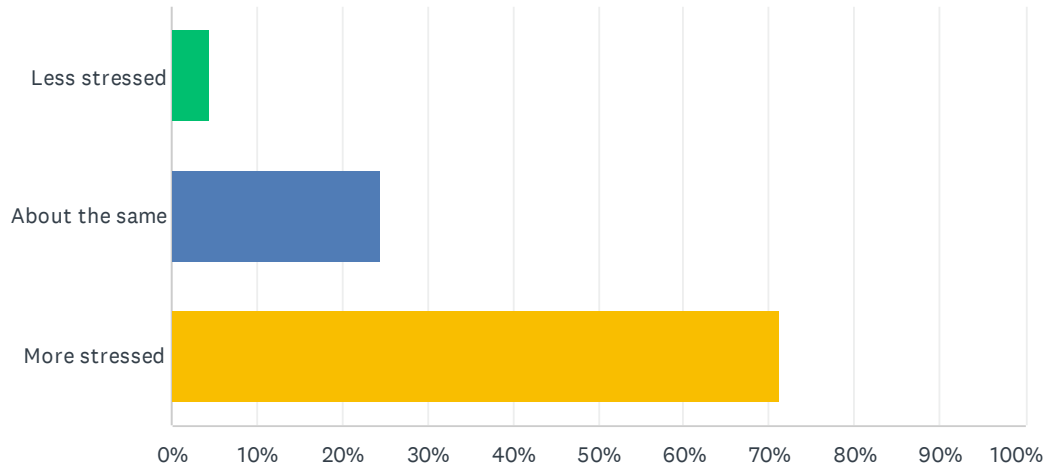
Answered: 25 Skipped: 20



ANSWER CHOICES	RESPONSES	
1-3 hours per week	24.00%	6
4-6 hours per week	52.00%	13
7-9 hours per week	12.00%	3
10-12 hours per week	8.00%	2
13-15 hours per week	0.00%	0
more than 15 hours per week	4.00%	1
<b>TOTAL</b>		<b>25</b>

## Q6 How would you rate your personal stress level compared to last school year?

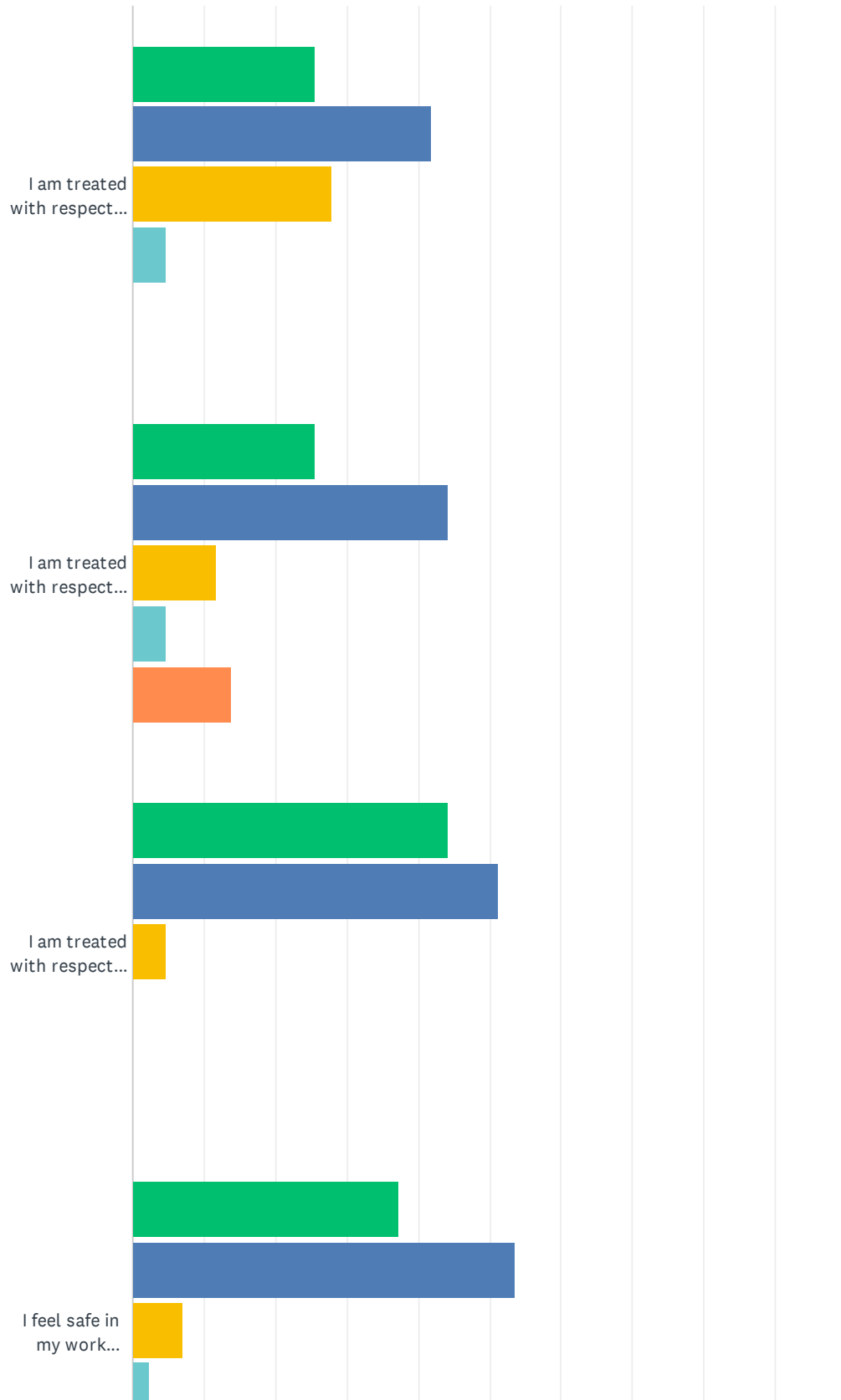
Answered: 45 Skipped: 0



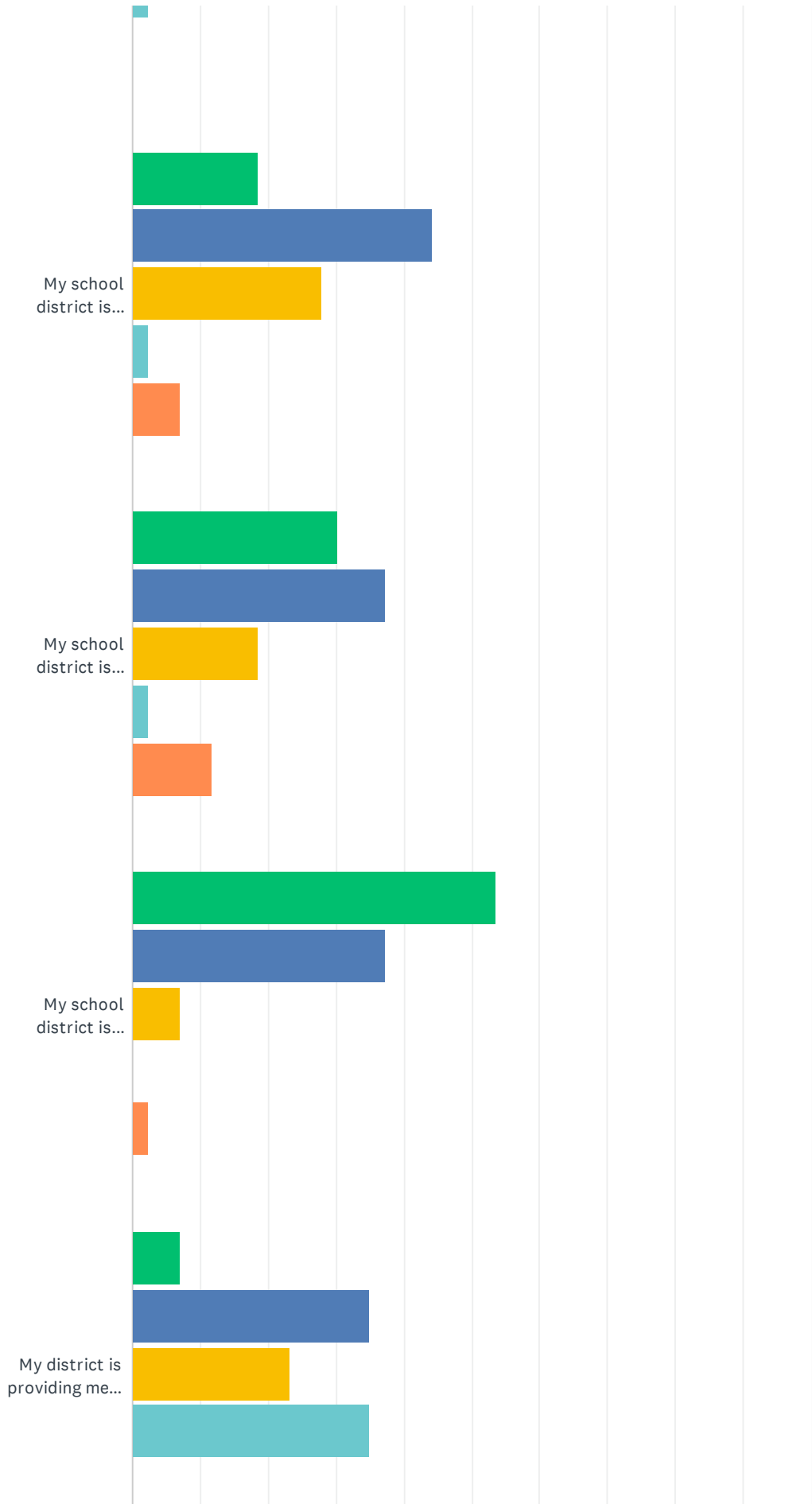
ANSWER CHOICES	RESPONSES
Less stressed	4.44% 2
About the same	24.44% 11
More stressed	71.11% 32
<b>TOTAL</b>	<b>45</b>

### Q7 Please indicate how you feel regarding the following statements:

Answered: 43 Skipped: 2

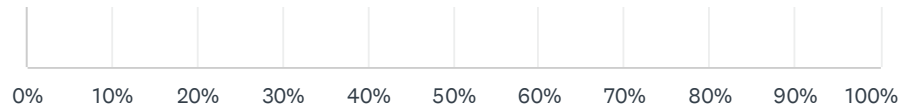


2021-22 NSEA PK-12 Members Survey





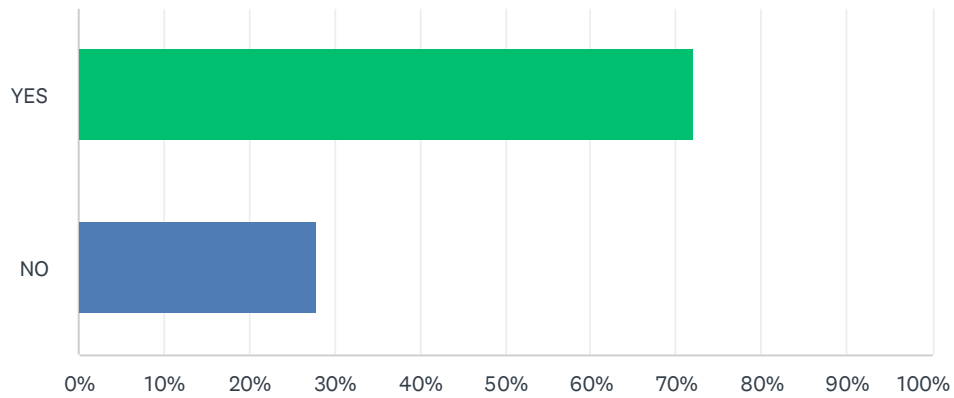
## 2021-22 NSEA PK-12 Members Survey



	STRONGLY AGREE	AGREE	DISAGREE	STRONGLY DISAGREE	DON'T KNOW	TOTAL	WEIGHTED AVERAGE
I am treated with respect by my school district administration	25.58% 11	41.86% 18	27.91% 12	4.65% 2	0.00% 0	43	2.12
I am treated with respect by my district school board	25.58% 11	44.19% 19	11.63% 5	4.65% 2	13.95% 6	43	2.37
I am treated with respect by my colleagues	44.19% 19	51.16% 22	4.65% 2	0.00% 0	0.00% 0	43	1.60
I feel safe in my work environment	37.21% 16	53.49% 23	6.98% 3	2.33% 1	0.00% 0	43	1.74
My school district is currently experiencing an employee shortage	18.60% 8	44.19% 19	27.91% 12	2.33% 1	6.98% 3	43	2.35
My school district is currently experiencing a para shortage	30.23% 13	37.21% 16	18.60% 8	2.33% 1	11.63% 5	43	2.28
My school district is currently experiencing a substitute teacher shortage	53.49% 23	37.21% 16	6.98% 3	0.00% 0	2.33% 1	43	1.60
My district is providing me with the planning time necessary to do my job	6.98% 3	34.88% 15	23.26% 10	34.88% 15	0.00% 0	43	2.86

## Q8 Have you had to cover classes for colleagues?

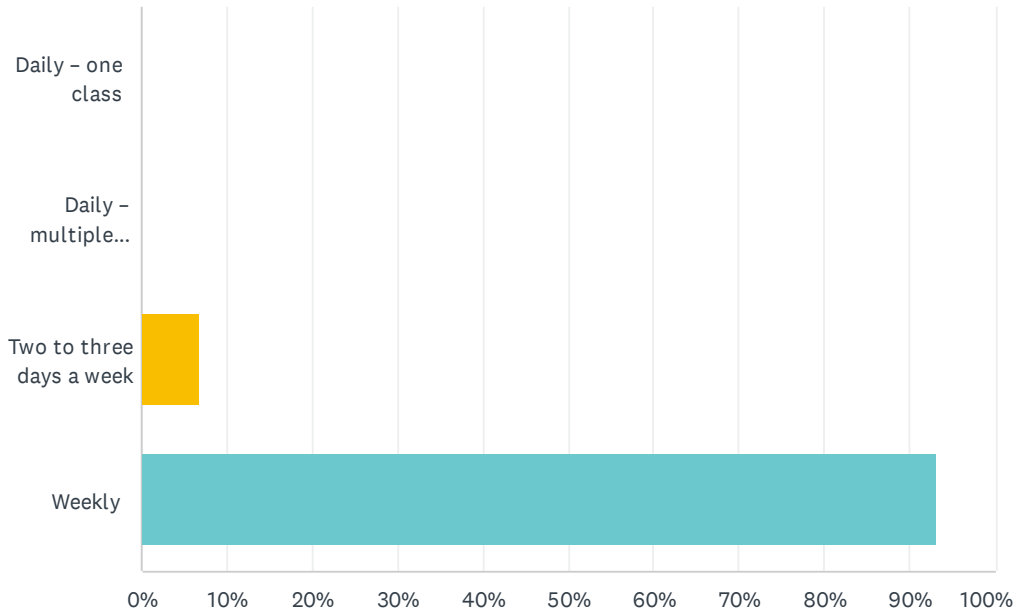
Answered: 43 Skipped: 2



ANSWER CHOICES	RESPONSES	
YES	72.09%	31
NO	27.91%	12
TOTAL		43

## Q9 If so, how often?

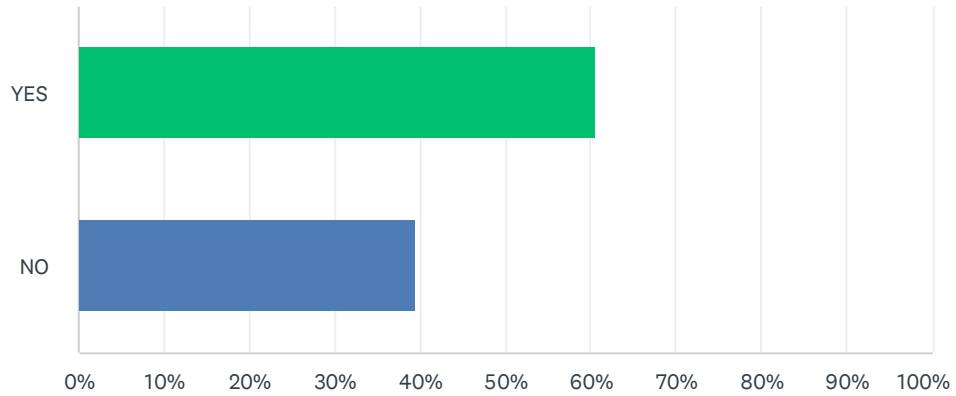
Answered: 29 Skipped: 16



ANSWER CHOICES	RESPONSES	
Daily - one class	0.00%	0
Daily - multiple classes	0.00%	0
Two to three days a week	6.90%	2
Weekly	93.10%	27
TOTAL		29

## Q10 Have you personally experienced an increase in mental health concerns?

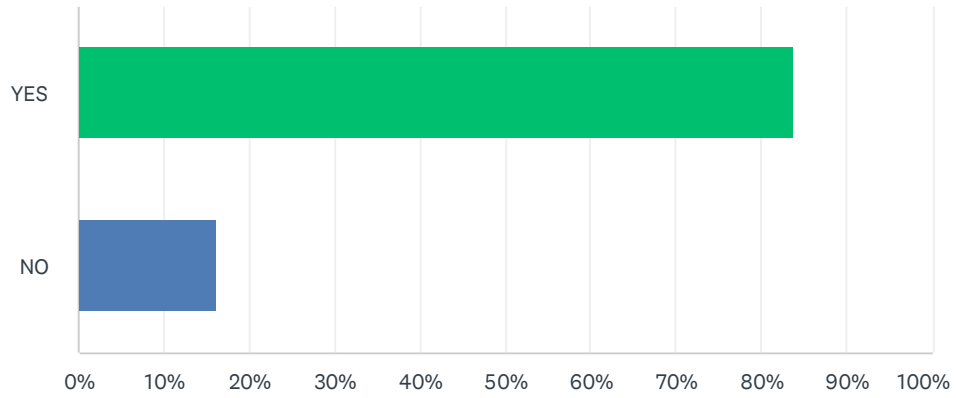
Answered: 43 Skipped: 2



ANSWER CHOICES	RESPONSES	
YES	60.47%	26
NO	39.53%	17
TOTAL		43

## Q11 Have you experienced an increase in student mental health concerns?

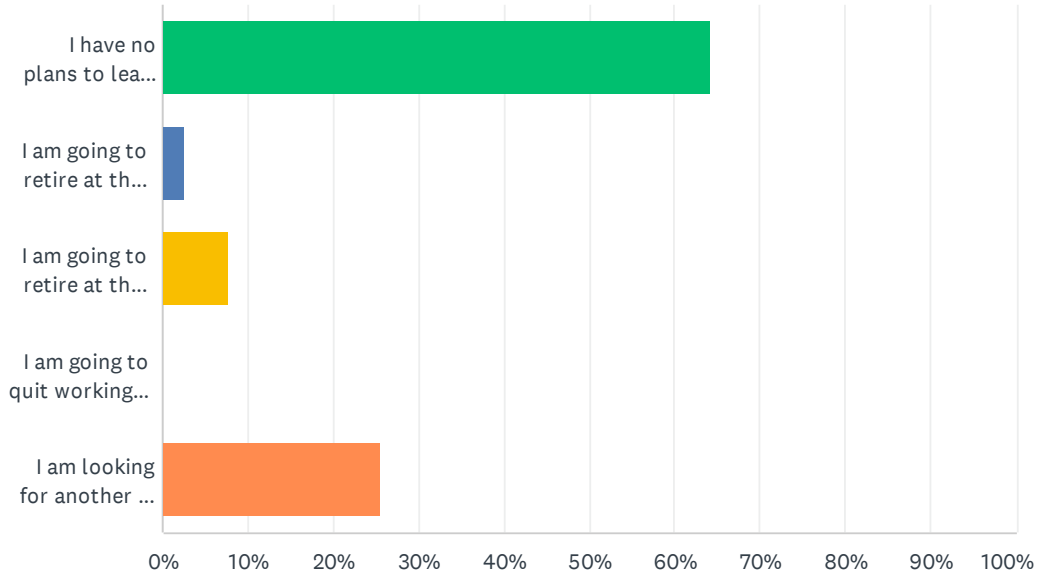
Answered: 43 Skipped: 2



ANSWER CHOICES	RESPONSES	
YES	83.72%	36
NO	16.28%	7
TOTAL		43

## Q12 How has the COVID-19 pandemic affected your long-term professional planning?

Answered: 39 Skipped: 6



ANSWER CHOICES	RESPONSES	
I have no plans to leave education in the next 5 years.	64.10%	25
I am going to retire at the end of this school year because of the pandemic.	2.56%	1
I am going to retire at the end of this school year, but NOT because of the pandemic.	7.69%	3
I am going to quit working in education at the end of this school year.	0.00%	0
I am looking for another job and will leave teaching as soon as I find one.	25.64%	10
<b>TOTAL</b>		<b>39</b>