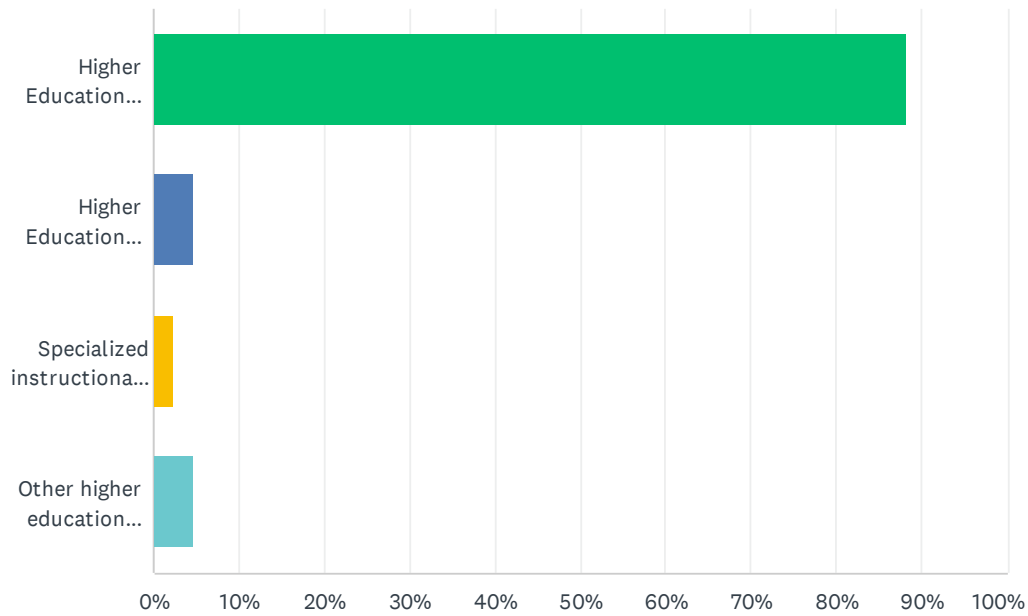


Q1 Which of the following best describes your job?

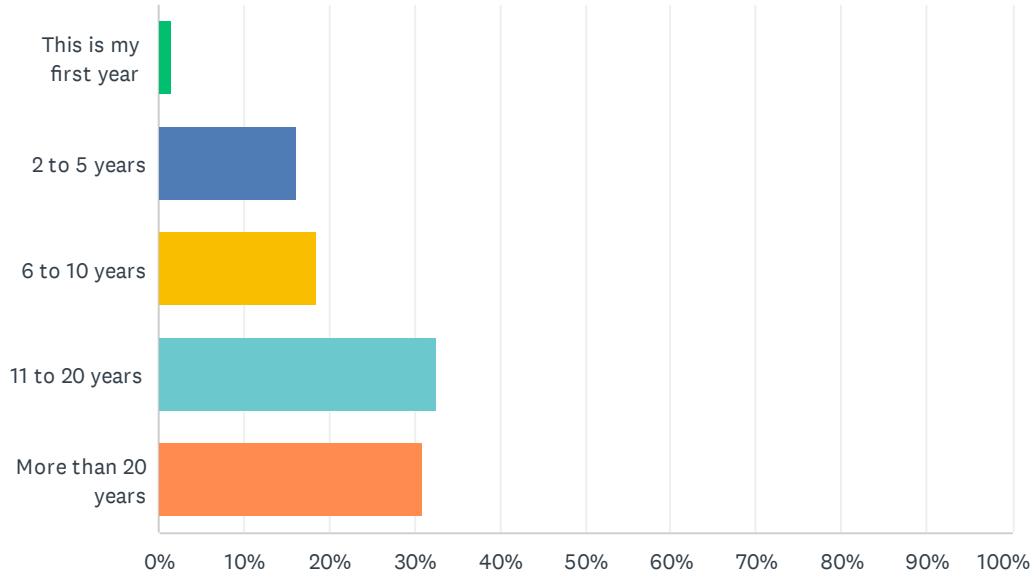
Answered: 129 Skipped: 0



ANSWER CHOICES	RESPONSES	
Higher Education Faculty	88.37%	114
Higher Education Support Professional	4.65%	6
Specialized instructional support personnel (certified counselor, nurse, psychologist, speech pathologist, social worker, librarian, occupational therapist, etc.)	2.33%	3
Other higher education professional	4.65%	6
TOTAL		129

Q3 How many total years, including this one, have you been employed by a higher education institution?

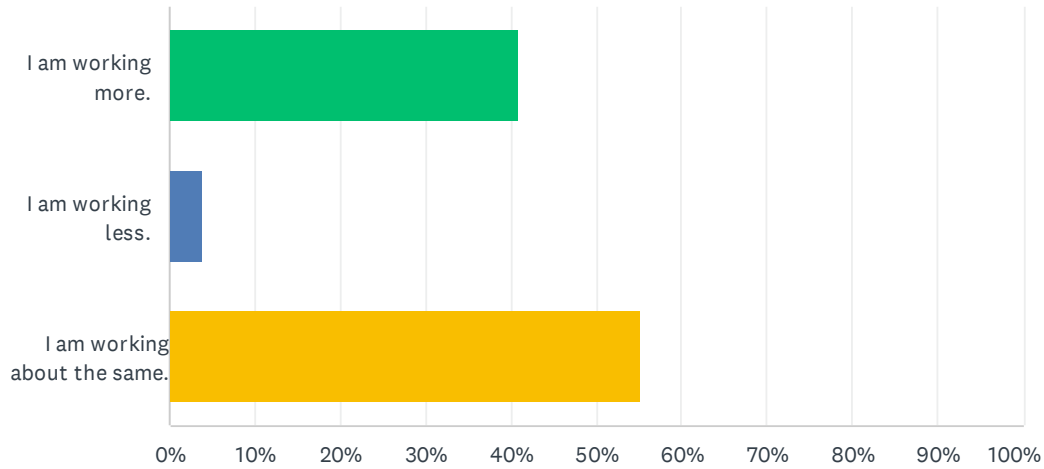
Answered: 129 Skipped: 0



ANSWER CHOICES	RESPONSES	
This is my first year	1.55%	2
2 to 5 years	16.28%	21
6 to 10 years	18.60%	24
11 to 20 years	32.56%	42
More than 20 years	31.01%	40
TOTAL		129

Q4 Are you working more than/less than/about the same as you did last year?

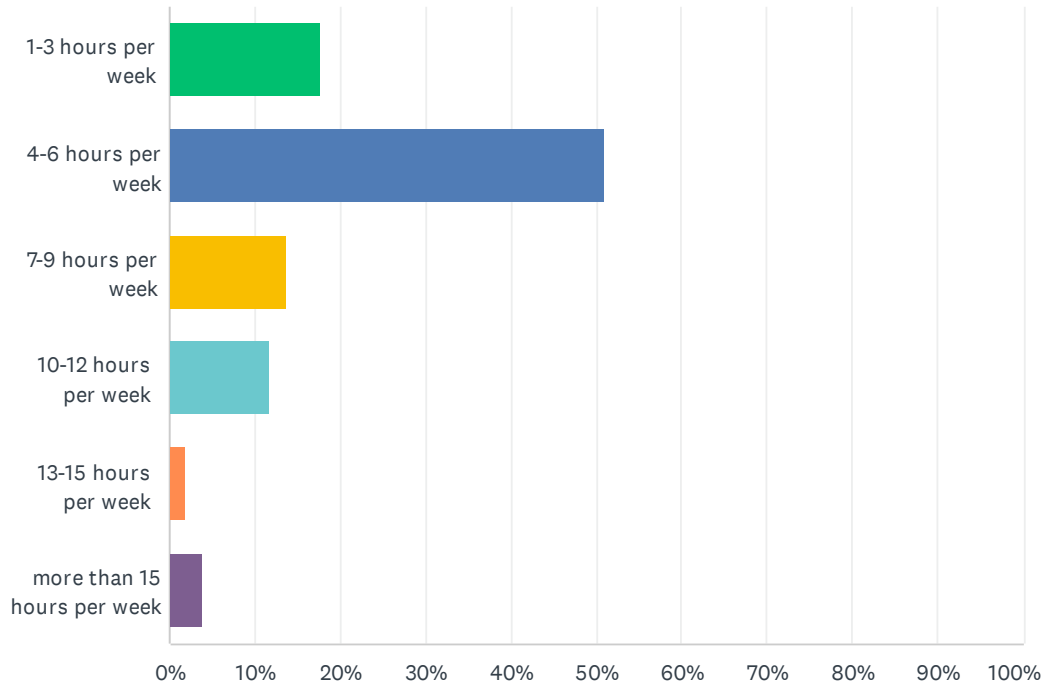
Answered: 127 Skipped: 2



ANSWER CHOICES	RESPONSES	
I am working more.	40.94%	52
I am working less.	3.94%	5
I am working about the same.	55.12%	70
TOTAL		127

Q5 How many additional hours of work each week have been added to your typical workload?

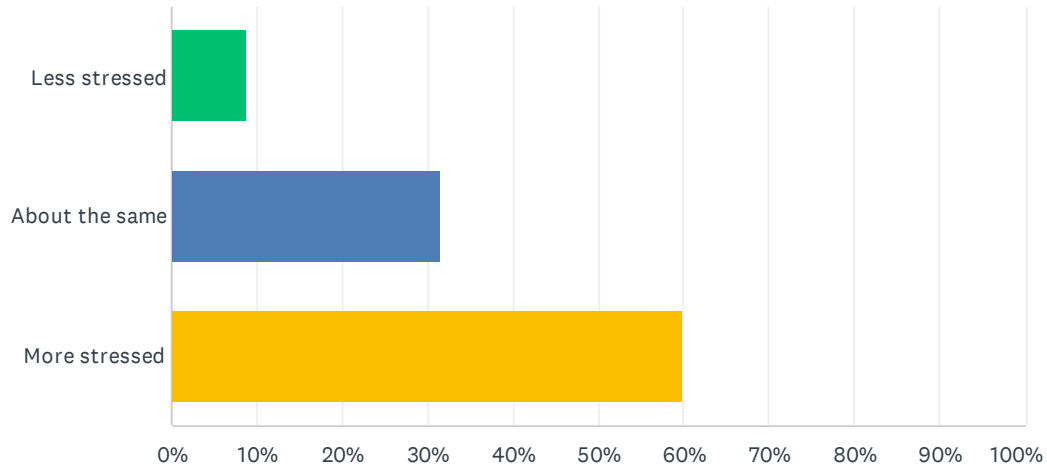
Answered: 51 Skipped: 78



ANSWER CHOICES	RESPONSES	
1-3 hours per week	17.65%	9
4-6 hours per week	50.98%	26
7-9 hours per week	13.73%	7
10-12 hours per week	11.76%	6
13-15 hours per week	1.96%	1
more than 15 hours per week	3.92%	2
TOTAL		51

Q6 How would you rate your personal stress level compared to last school year?

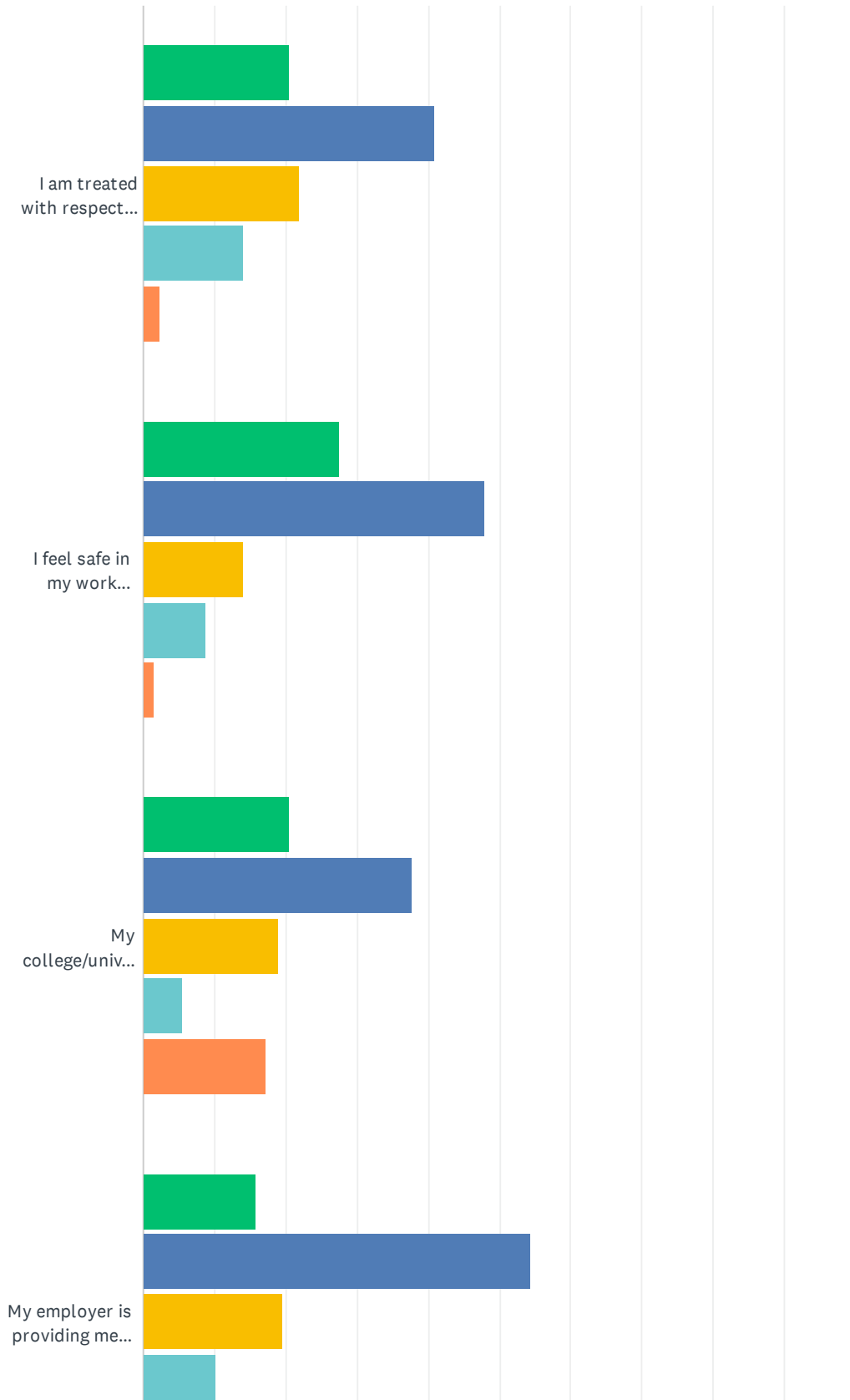
Answered: 127 Skipped: 2



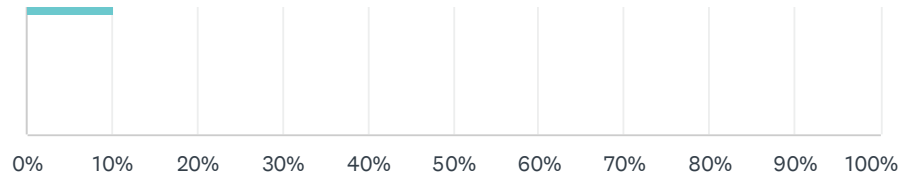
ANSWER CHOICES	RESPONSES
Less stressed	8.66% 11
About the same	31.50% 40
More stressed	59.84% 76
TOTAL	127

Q7 Please indicate how you feel regarding the following statements:

Answered: 127 Skipped: 2



2021-22 NSEA Higher Education Members Survey

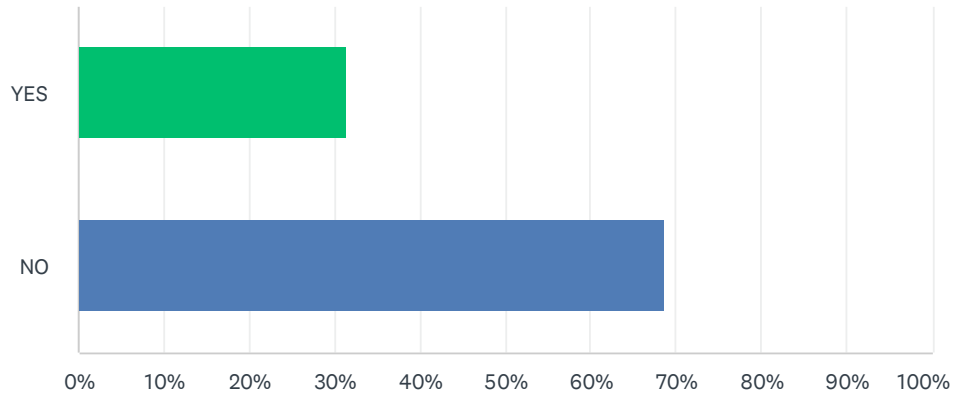


■ Strongly Agree ■ Agree ■ Disagree
■ Strongly Disagree ■ Don't Know

	STRONGLY AGREE	AGREE	DISAGREE	STRONGLY DISAGREE	DON'T KNOW	TOTAL	WEIGHTED AVERAGE
I am treated with respect by my employer	20.47% 26	40.94% 52	22.05% 28	14.17% 18	2.36% 3	127	2.37
I feel safe in my work environment	27.56% 35	48.03% 61	14.17% 18	8.66% 11	1.57% 2	127	2.09
My college/university is currently experiencing an employee shortage	20.47% 26	37.80% 48	18.90% 24	5.51% 7	17.32% 22	127	2.61
My employer is providing me with the resources necessary to do my job	15.75% 20	54.33% 69	19.69% 25	10.24% 13	0.00% 0	127	2.24

Q8 Have you had to cover classes for colleagues?

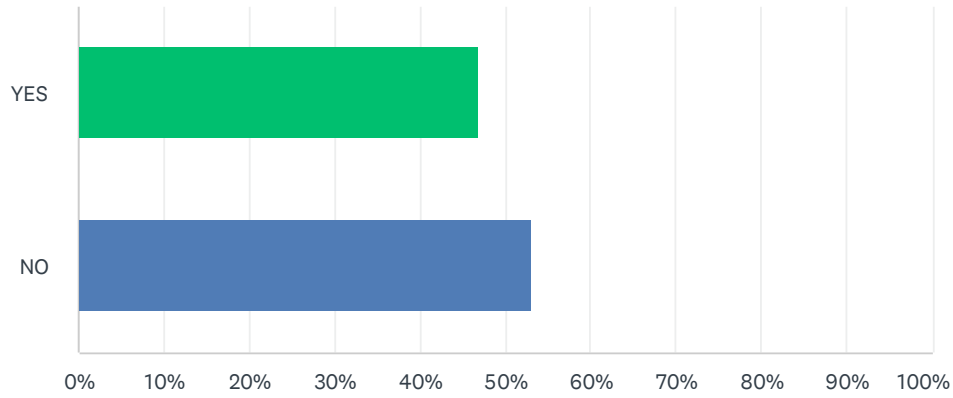
Answered: 128 Skipped: 1



ANSWER CHOICES	RESPONSES	
YES	31.25%	40
NO	68.75%	88
TOTAL		128

Q10 Have you personally experienced an increase in mental health concerns?

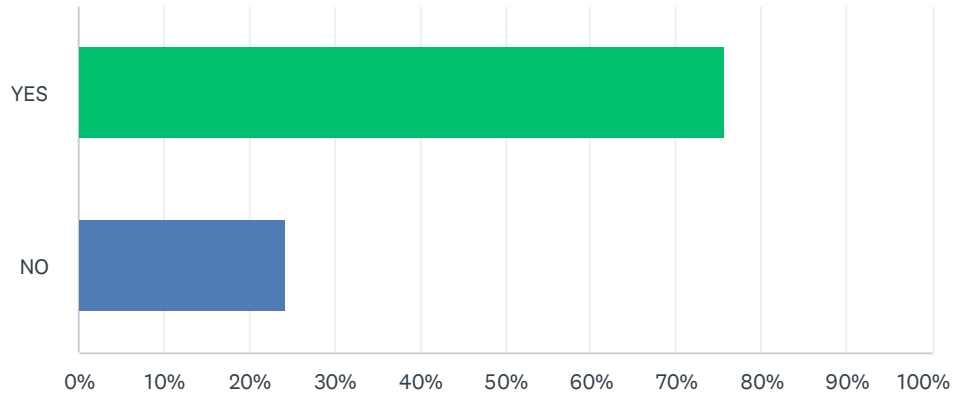
Answered: 126 Skipped: 3



ANSWER CHOICES	RESPONSES	
YES	46.83%	59
NO	53.17%	67
TOTAL		126

Q11 Have you experienced an increase in student mental health concerns?

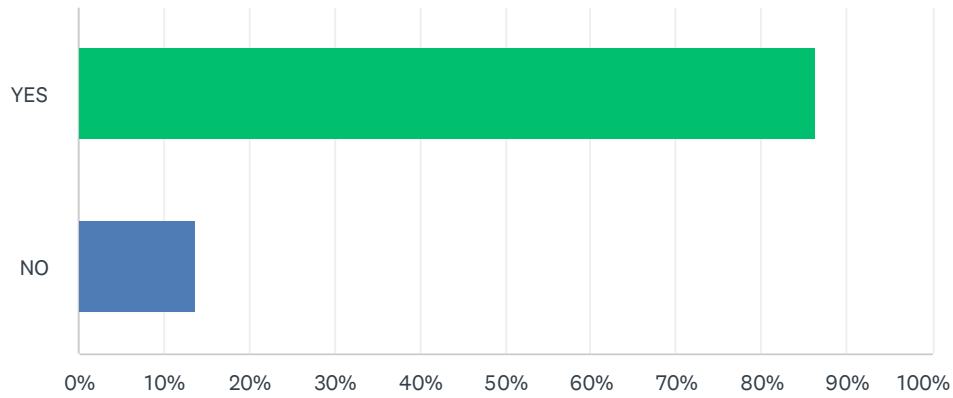
Answered: 127 Skipped: 2



ANSWER CHOICES	RESPONSES	
YES	75.59%	96
NO	24.41%	31
TOTAL		127

Q12 Does your institution have a clear protocol for reporting incidents when students have expressed concern for their mental health or well-being?

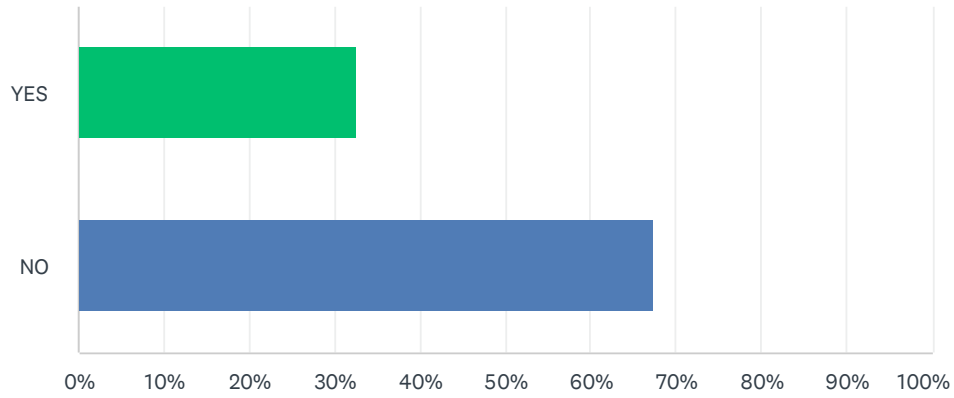
Answered: 124 Skipped: 5



ANSWER CHOICES	RESPONSES	
YES	86.29%	107
NO	13.71%	17
TOTAL		124

Q13 Is there a means by which faculty and professional staff are included in any follow-up to the report?

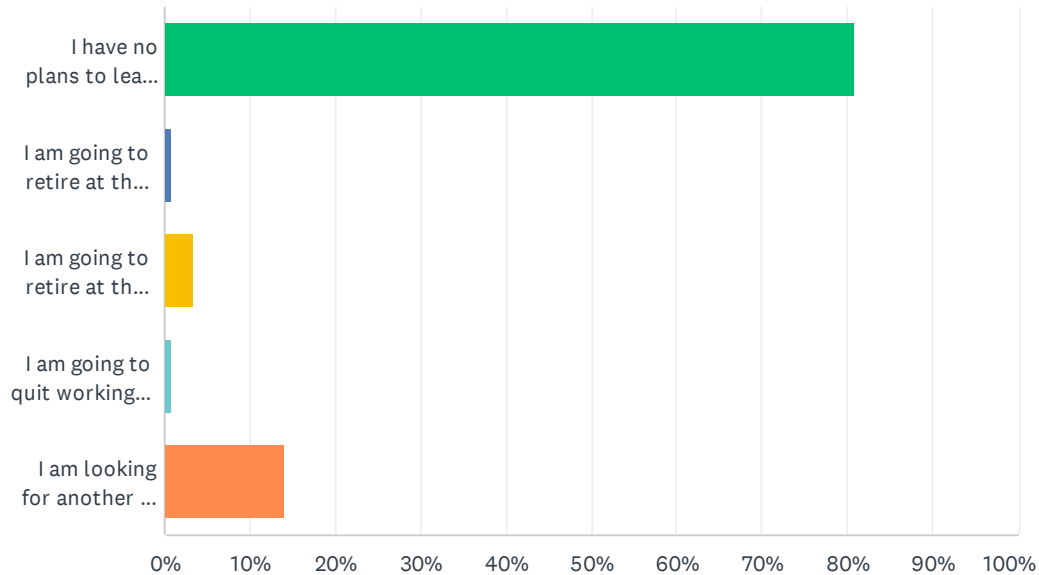
Answered: 123 Skipped: 6



ANSWER CHOICES	RESPONSES	
YES	32.52%	40
NO	67.48%	83
TOTAL		123

Q14 How has the COVID-19 pandemic affected your long-term professional planning?

Answered: 120 Skipped: 9



ANSWER CHOICES	RESPONSES	
I have no plans to leave the education profession in the next 5 years.	80.83%	97
I am going to retire at the end of this school year because of the pandemic.	0.83%	1
I am going to retire at the end of this school year, but NOT because of the pandemic.	3.33%	4
I am going to quit working in education at the end of this school year.	0.83%	1
I am looking for another job and will leave as soon as I find one.	14.17%	17
TOTAL		120